

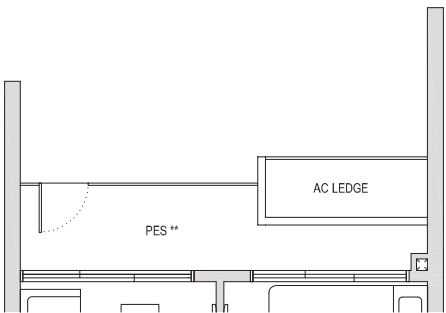
One-Bedroom

Type A1(PES)

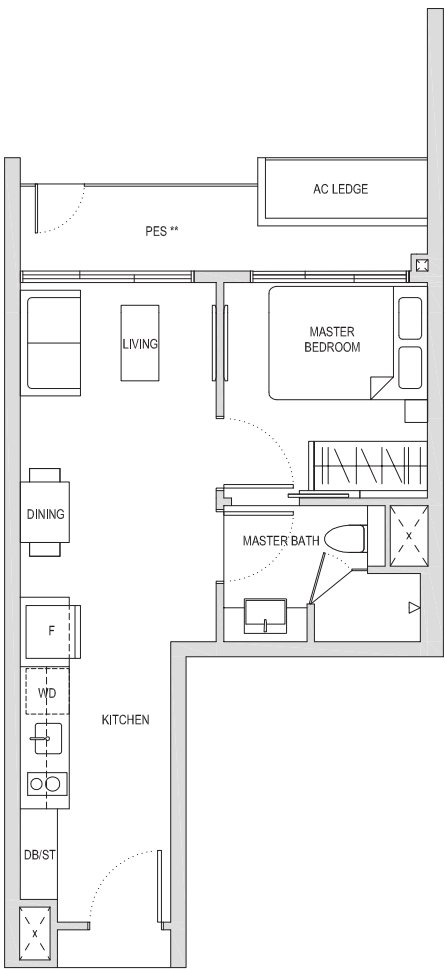
45sqm / 484sqft

BLOCK 18 #01-02*
BLOCK 20 #01-12*
BLOCK 22 #01-22*
BLOCK 24 #01-35

★ Mirror image

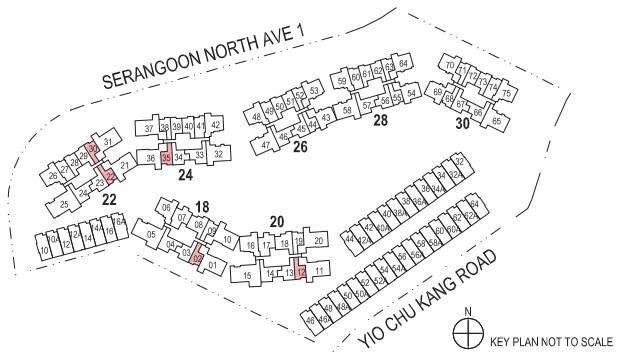


BLOCK 22 #01-30



★★ The PES / balcony shall not be enclosed. Only URA approved balcony screens are to be used. For an illustration of the approved balcony screen, please refer to the diagram annexed hereto as "Annexure 1".

Areas include AC Ledge, Balcony, PES and Strata Void Area (where applicable). Orientations and Facings will differ depending on the unit you are purchasing, please refer to the key plan. Plans are not drawn to scale and subject to change as may be required or approved by the relevant authorities. All areas are estimates only and are subject to final survey.

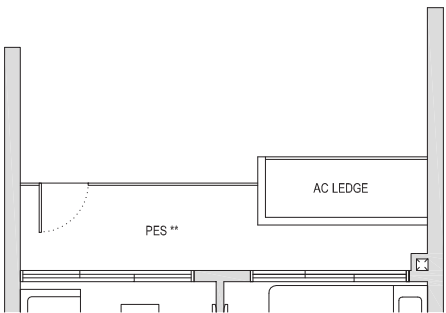


One-Bedroom

Type A1(PES)

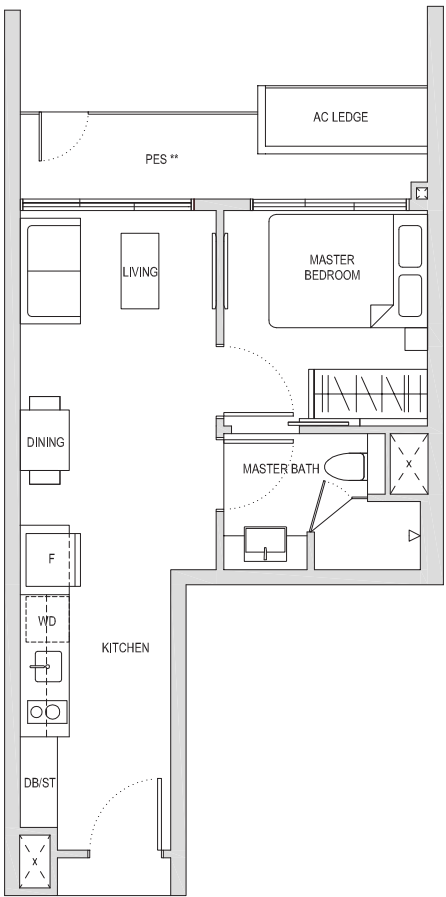
45sqm / 484sqft

BLOCK 18 #01-09
BLOCK 20 #01-19



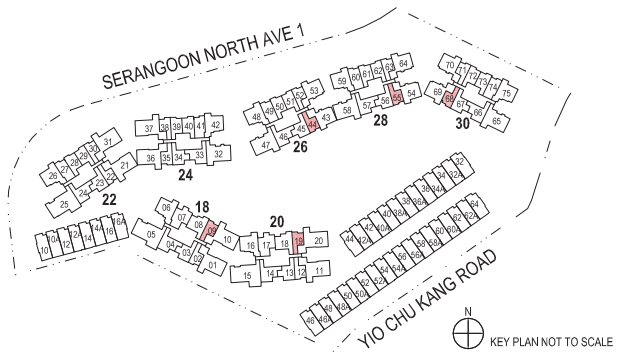
BLOCK 26 #01-44*
BLOCK 28 #01-55*
BLOCK 30 #01-68

★ Mirror image



★★ The PES / balcony shall not be enclosed. Only URA approved balcony screens are to be used. For an illustration of the approved balcony screen, please refer to the diagram annexed hereto as "Annexure 1".

Areas include AC Ledge, Balcony, PES and Strata Void Area (where applicable). Orientations and Facings will differ depending on the unit you are purchasing, please refer to the key plan. Plans are not drawn to scale and subject to change as may be required or approved by the relevant authorities. All areas are estimates only and are subject to final survey.



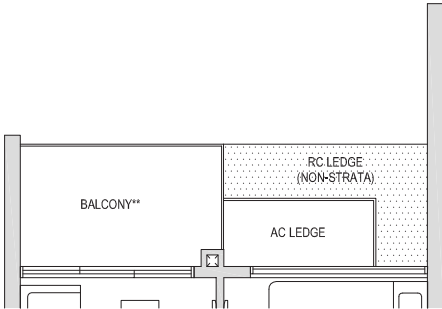
One-Bedroom

Type A1

44sqm / 474sqft

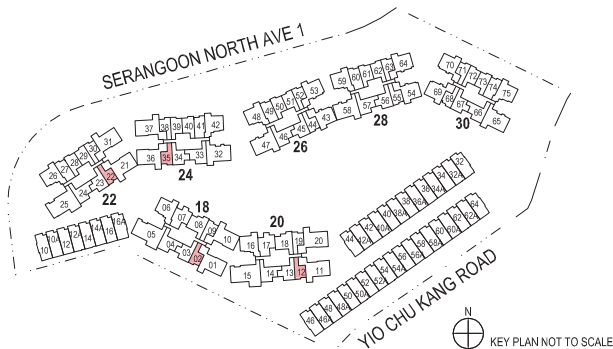
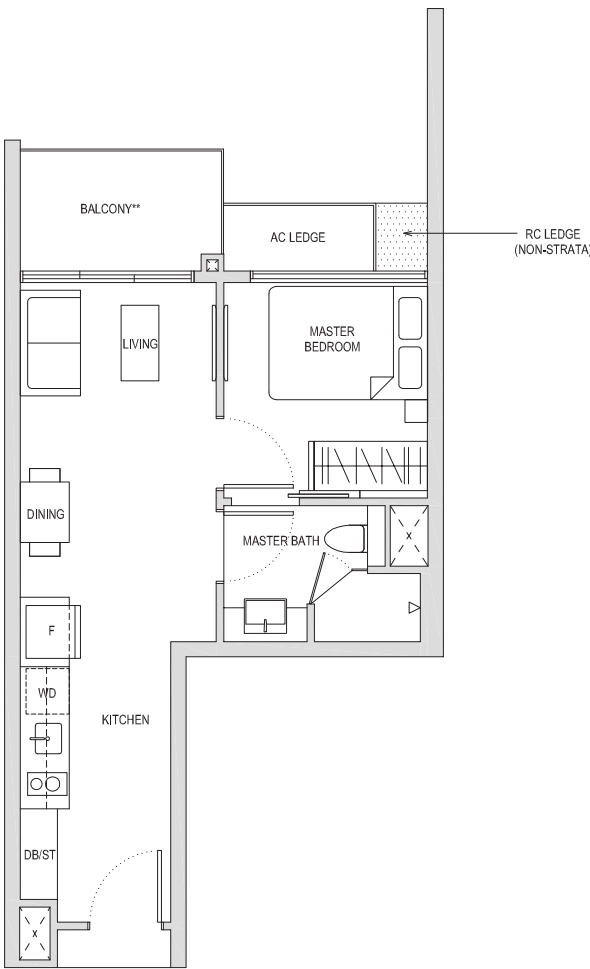
BLOCK 18 #02-02*
BLOCK 20 #02-12*
BLOCK 22 #02-22*
BLOCK 24 #02-35

★ Mirror image



BLOCK 18 #03-02*, #05-02* TO #12-02*
BLOCK 20 #03-12*, #05-12* TO #12-12*
BLOCK 22 #03-22*, #05-22* TO #12-22*
BLOCK 24 #03-35, #05-35 TO #14-35

★ Mirror image



★★ The PES / balcony shall not be enclosed. Only URA approved balcony screens are to be used. For an illustration of the approved balcony screen, please refer to the diagram annexed hereto as "Annexure 1".

Areas include AC Ledge, Balcony, PES and Strata Void Area (where applicable). Orientations and Facings will differ depending on the unit you are purchasing, please refer to the key plan. Plans are not drawn to scale and subject to change as may be required or approved by the relevant authorities. All areas are estimates only and are subject to final survey.

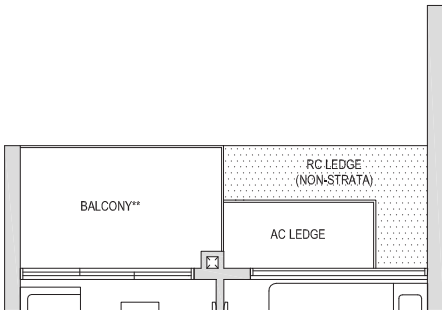
One-Bedroom

Type A1

44sqm / 474sqft

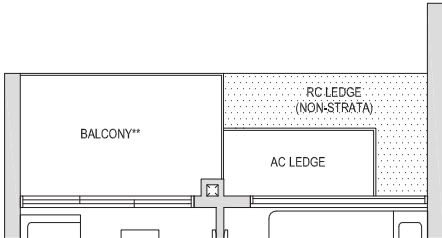
BLOCK 22 #02-30
BLOCK 24 #02-38*

★ Mirror image



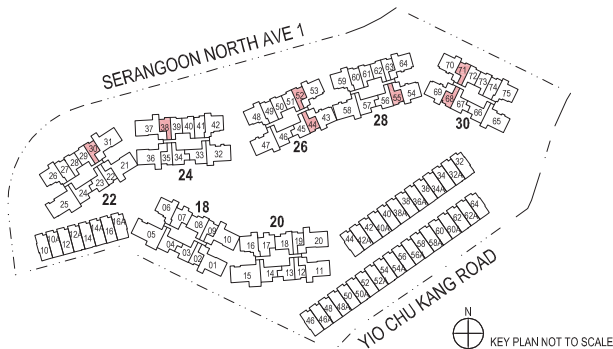
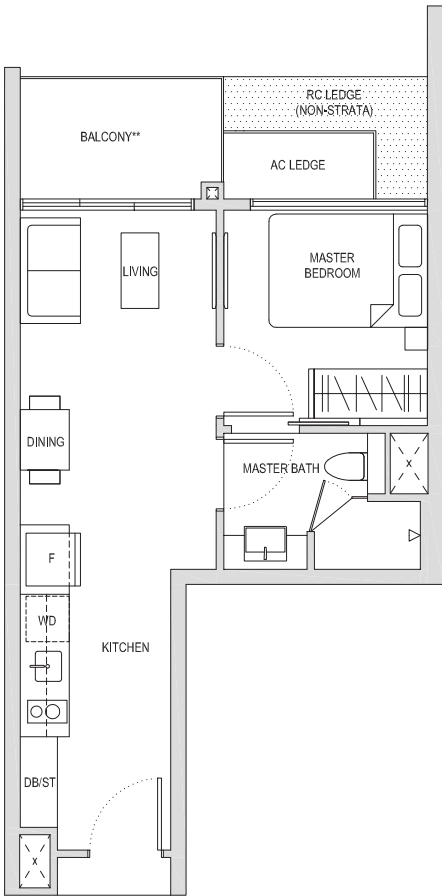
BLOCK 26 #02-52
BLOCK 30 #02-71*

★ Mirror image



BLOCK 26 #02-44*
BLOCK 28 #02-55*
BLOCK 30 #02-68

★ Mirror image



★★ The PES / balcony shall not be enclosed. Only URA approved balcony screens are to be used. For an illustration of the approved balcony screen, please refer to the diagram annexed hereto as "Annexure 1".

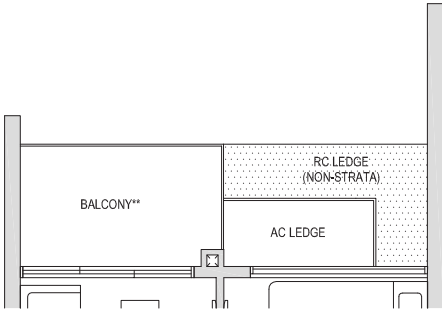
Areas include AC Ledge, Balcony, PES and Strata Void Area (where applicable). Orientations and Facings will differ depending on the unit you are purchasing, please refer to the key plan. Plans are not drawn to scale and subject to change as may be required or approved by the relevant authorities. All areas are estimates only and are subject to final survey.

One-Bedroom

Type A1

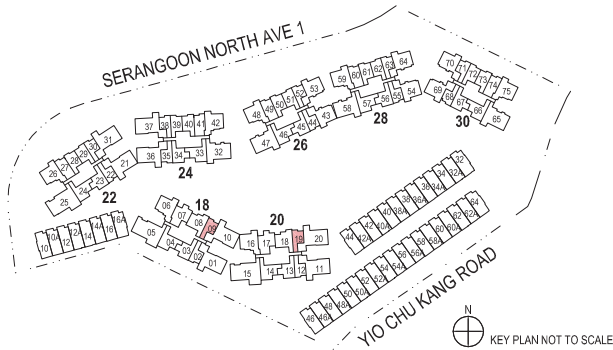
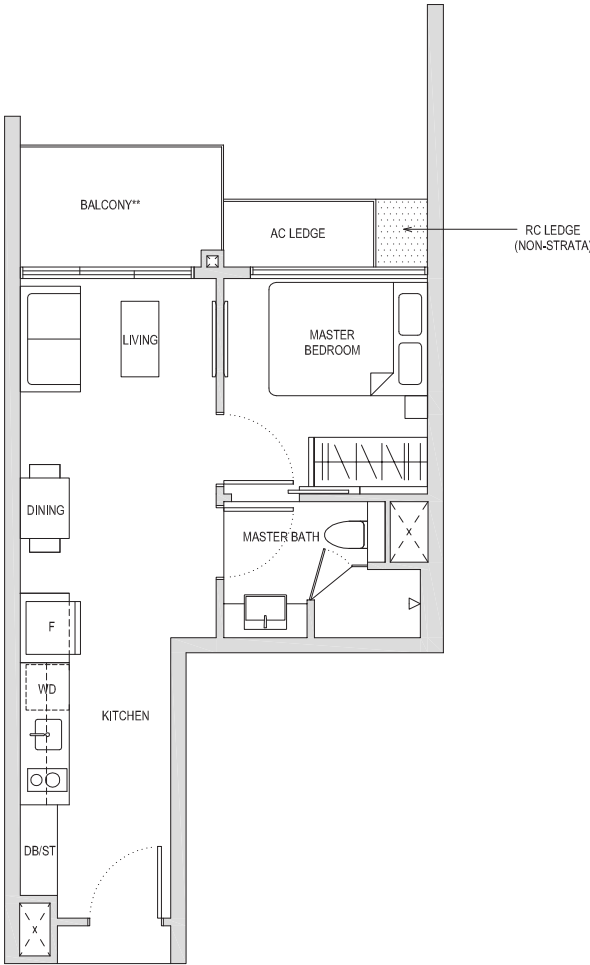
44sqm / 474sqft

BLOCK 18 #02-09
BLOCK 20 #02-19



BLOCK 18 #03-09 TO #14-09
BLOCK 20 #03-19 TO #14-19

★ Mirror image



★★ The PES / balcony shall not be enclosed. Only URA approved balcony screens are to be used. For an illustration of the approved balcony screen, please refer to the diagram annexed hereto as "Annexure 1".

Areas include AC Ledge, Balcony, PES and Strata Void Area (where applicable). Orientations and Facings will differ depending on the unit you are purchasing, please refer to the key plan. Plans are not drawn to scale and subject to change as may be required or approved by the relevant authorities. All areas are estimates only and are subject to final survey.

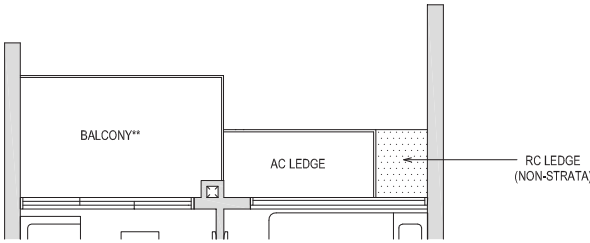
One-Bedroom

Type A1

44sqm / 474sqft

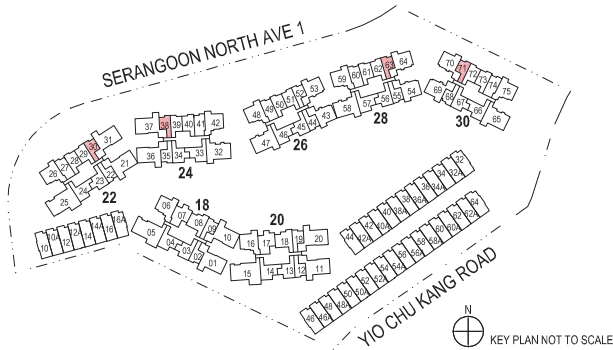
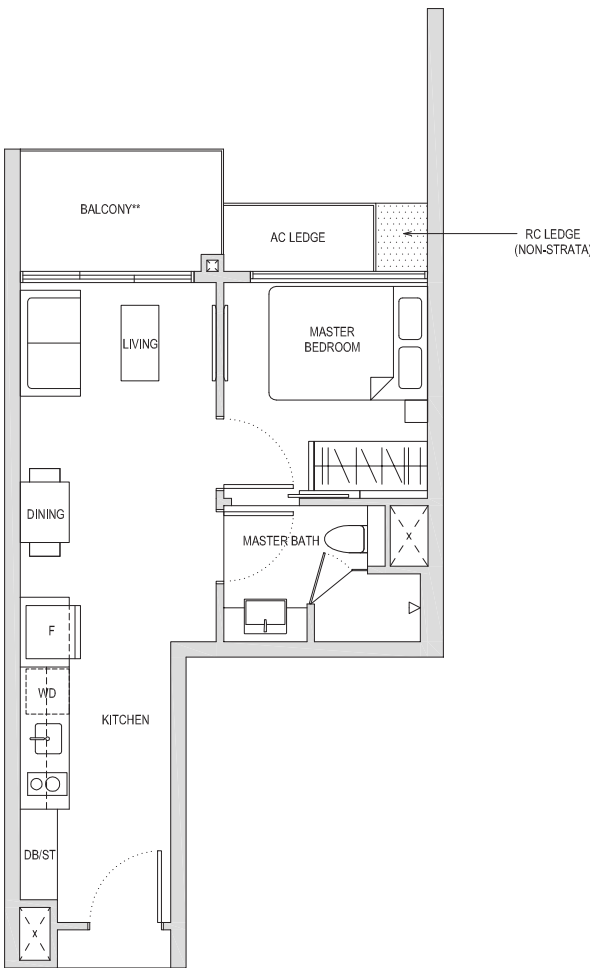
BLOCK 28 #05-63 TO #12-63
BLOCK 30 #05-71* TO #12-71*

★ Mirror image



BLOCK 22 #03-30, #05-30 TO #14-30
BLOCK 24 #03-38*, #05-38* TO #14-38*

★ Mirror image



★★ The PES / balcony shall not be enclosed. Only URA approved balcony screens are to be used. For an illustration of the approved balcony screen, please refer to the diagram annexed hereto as "Annexure 1".

Areas include AC Ledge, Balcony, PES and Strata Void Area (where applicable). Orientations and Facings will differ depending on the unit you are purchasing, please refer to the key plan. Plans are not drawn to scale and subject to change as may be required or approved by the relevant authorities. All areas are estimates only and are subject to final survey.

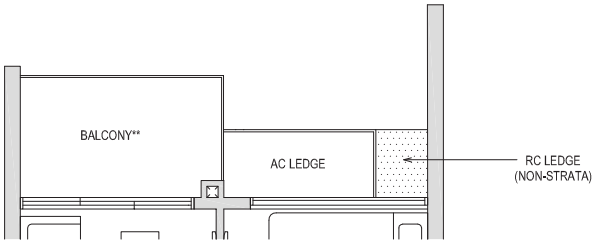
One-Bedroom

Type A1

44sqm / 474sqft

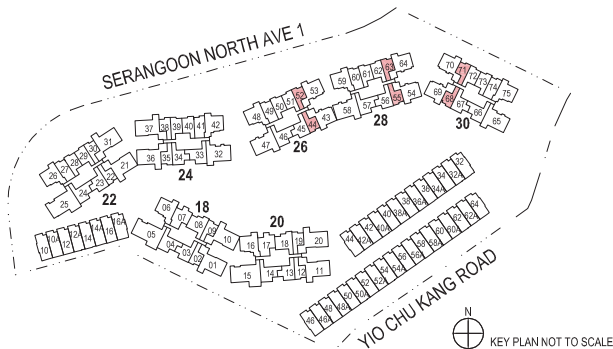
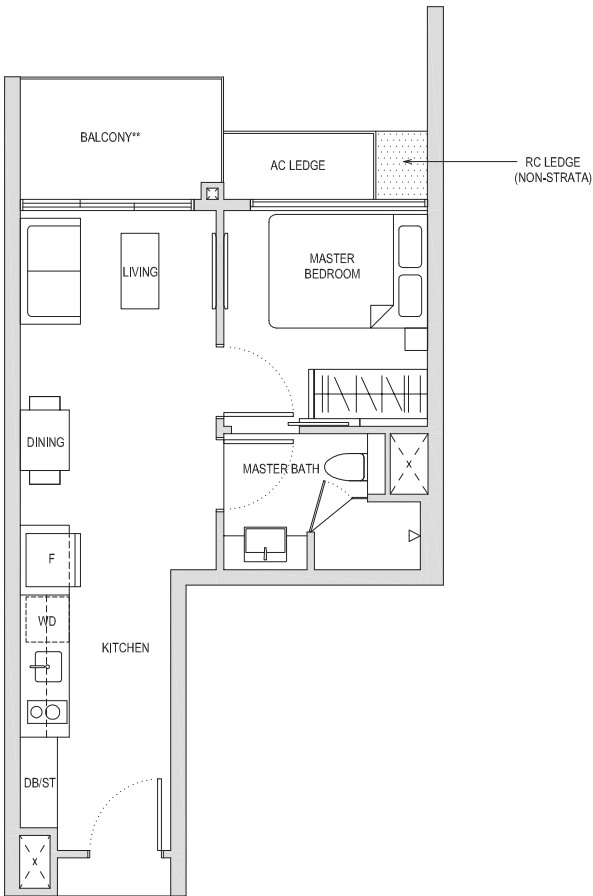
BLOCK 26 #03-44*, #05-44* TO #12-44*
BLOCK 28 #03-55*, #05-55* TO #12-55*
BLOCK 30 #03-68, #05-68 TO #12-68

★ Mirror image



BLOCK 26 #03-52, #05-52 TO #14-52
BLOCK 28 #03-63
BLOCK 30 #03-71*

★ Mirror image



★★ The PES / balcony shall not be enclosed. Only URA approved balcony screens are to be used. For an illustration of the approved balcony screen, please refer to the diagram annexed hereto as "Annexure 1".

Areas include AC Ledge, Balcony, PES and Strata Void Area (where applicable). Orientations and Facings will differ depending on the unit you are purchasing, please refer to the key plan. Plans are not drawn to scale and subject to change as may be required or approved by the relevant authorities. All areas are estimates only and are subject to final survey.

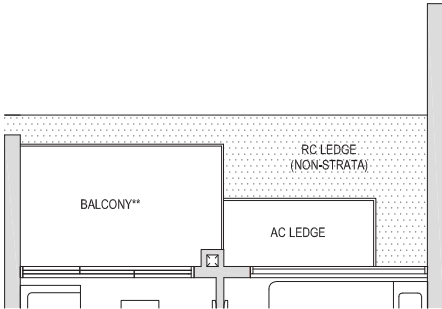
One-Bedroom

Type A1

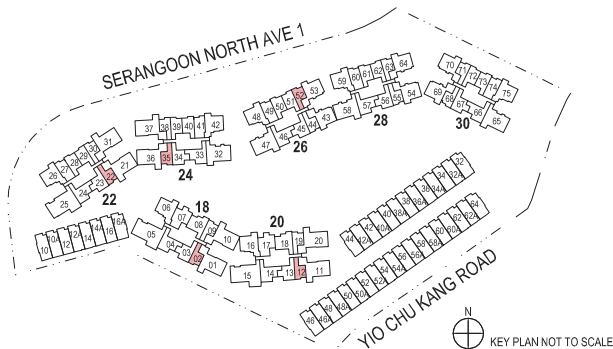
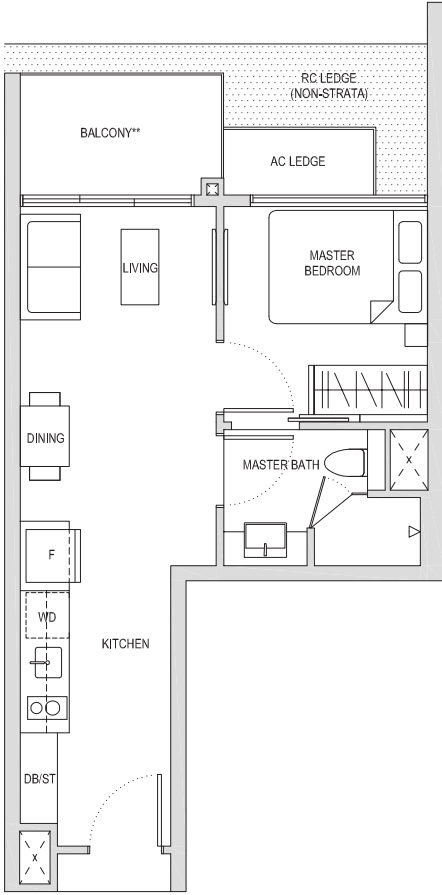
44sqm / 474sqft

BLOCK 18 #04-02*
BLOCK 20 #04-12*
BLOCK 22 #04-22*
BLOCK 24 #04-35

★ Mirror image



BLOCK 26 #04-52



★★ The PES / balcony shall not be enclosed. Only URA approved balcony screens are to be used. For an illustration of the approved balcony screen, please refer to the diagram annexed hereto as "Annexure 1".

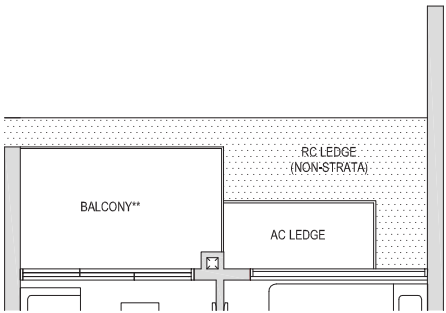
Areas include AC Ledge, Balcony, PES and Strata Void Area (where applicable). Orientations and Facings will differ depending on the unit you are purchasing, please refer to the key plan. Plans are not drawn to scale and subject to change as may be required or approved by the relevant authorities. All areas are estimates only and are subject to final survey.

One-Bedroom

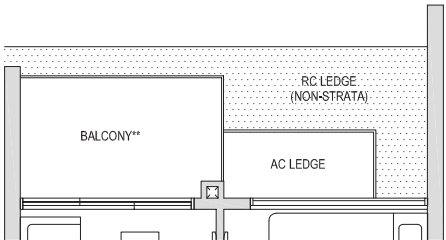
Type A1

44sqm / 474sqft

BLOCK 22 #04-30
BLOCK 24 #04-38*
★ Mirror image

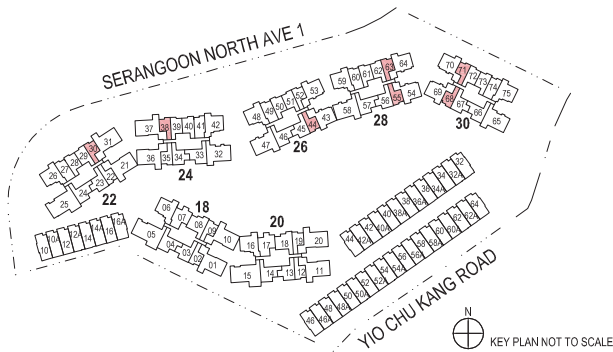
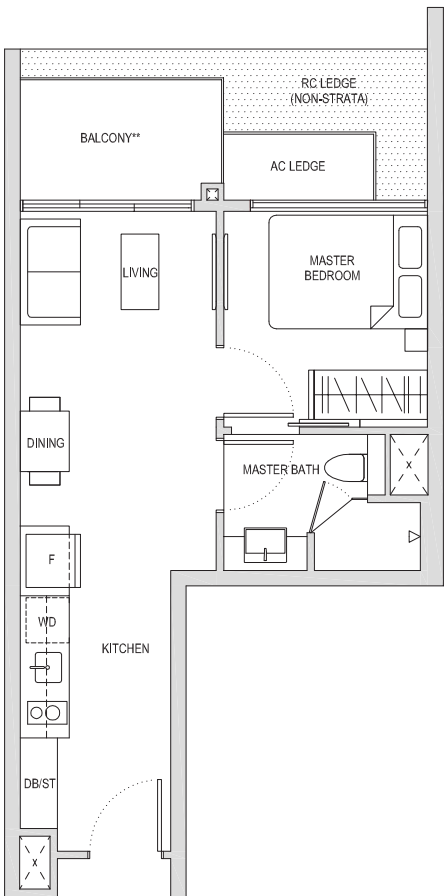


BLOCK 26 #04-44*
BLOCK 28 #04-55*
BLOCK 30 #04-68
★ Mirror image



BLOCK 28 #04-63
BLOCK 30 #04-71*

★ Mirror image



★★ The PES / balcony shall not be enclosed. Only URA approved balcony screens are to be used. For an illustration of the approved balcony screen, please refer to the diagram annexed hereto as "Annexure 1".

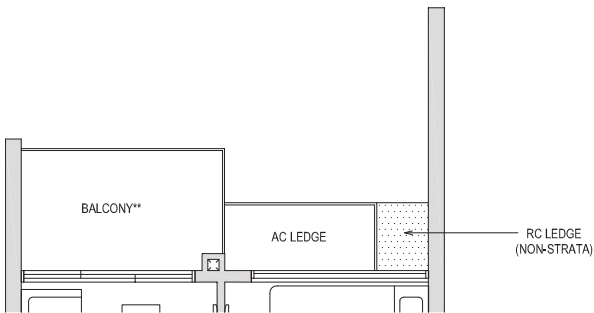
Areas include AC Ledge, Balcony, PES and Strata Void Area (where applicable). Orientations and Facings will differ depending on the unit you are purchasing, please refer to the key plan. Plans are not drawn to scale and subject to change as may be required or approved by the relevant authorities. All areas are estimates only and are subject to final survey.

One-Bedroom

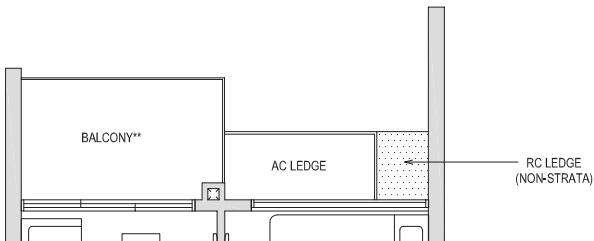
Type A1(h)

52sqm / 560sqft #

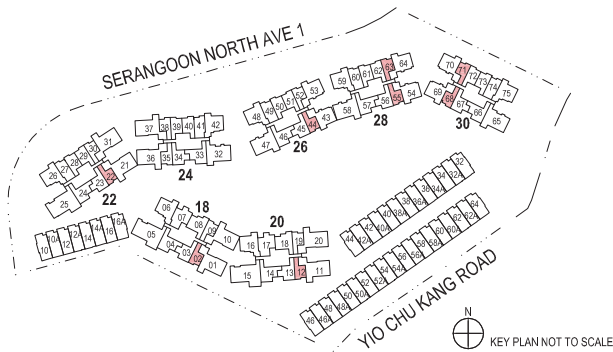
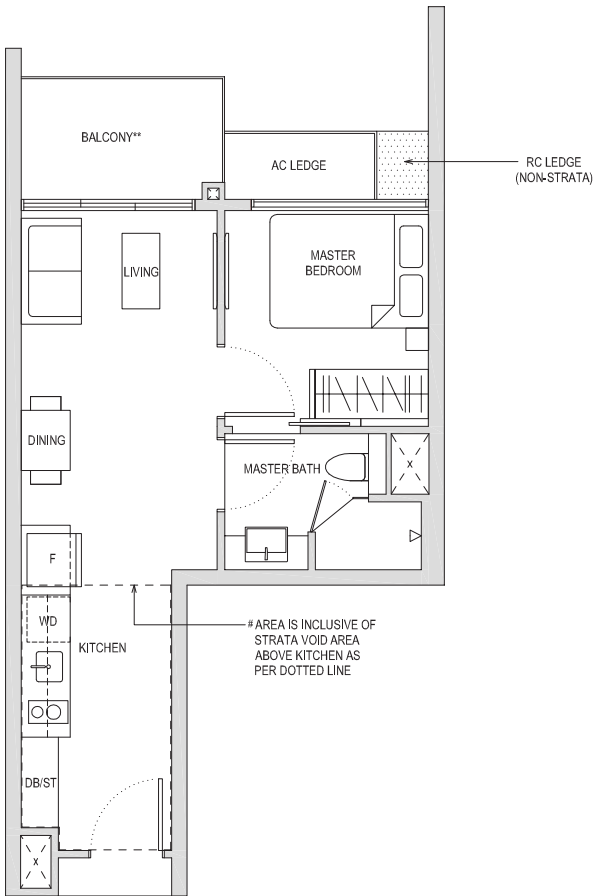
BLOCK 18 #13-02*
BLOCK 20 #13-12*
BLOCK 22 #13-22*
★ Mirror image



BLOCK 26 #13-44*
BLOCK 28 #13-55*
BLOCK 30 #13-68
★ Mirror image



BLOCK 28 #13-63
BLOCK 30 #13-71*
★ Mirror image



★★ The PES / balcony shall not be enclosed. Only URA approved balcony screens are to be used. For an illustration of the approved balcony screen, please refer to the diagram annexed hereto as "Annexure 1".

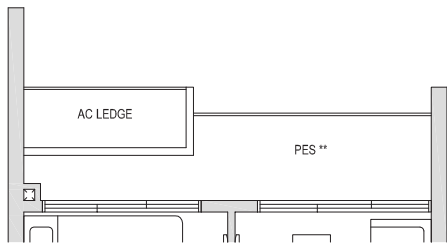
Areas include AC Ledge, Balcony, PES and Strata Void Area (where applicable). Orientations and Facings will differ depending on the unit you are purchasing, please refer to the key plan. Plans are not drawn to scale and subject to change as may be required or approved by the relevant authorities. All areas are estimates only and are subject to final survey.

One-Bedroom

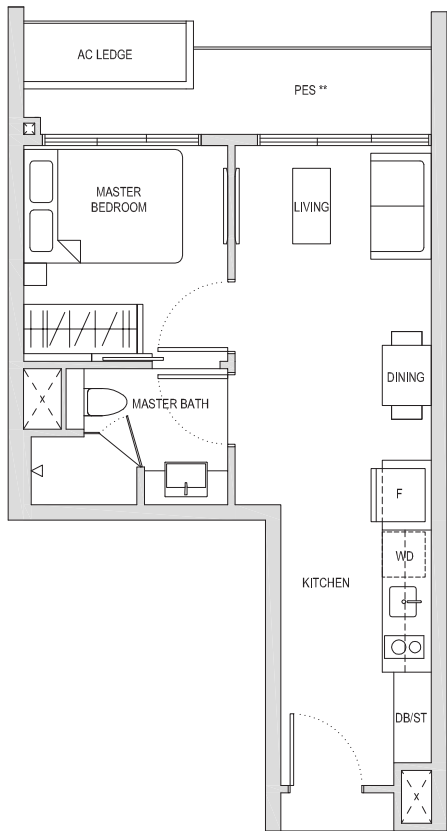
Type A1(a)(PES)

45sqm / 484sqft

BLOCK 24 #01-38
BLOCK 26 #01-52*
* Mirror image

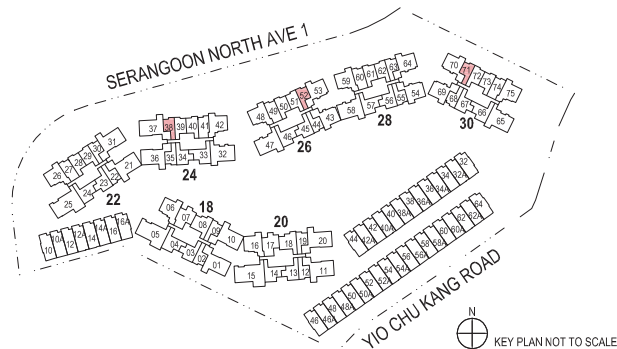


BLOCK 30 #01-71



★★ The PES / balcony shall not be enclosed. Only URA approved balcony screens are to be used. For an illustration of the approved balcony screen, please refer to the diagram annexed hereto as "Annexure 1".

Areas include AC Ledge, Balcony, PES and Strata Void Area (where applicable). Orientations and Facings will differ depending on the unit you are purchasing, please refer to the key plan. Plans are not drawn to scale and subject to change as may be required or approved by the relevant authorities. All areas are estimates only and are subject to final survey.



One-Bedroom + Study

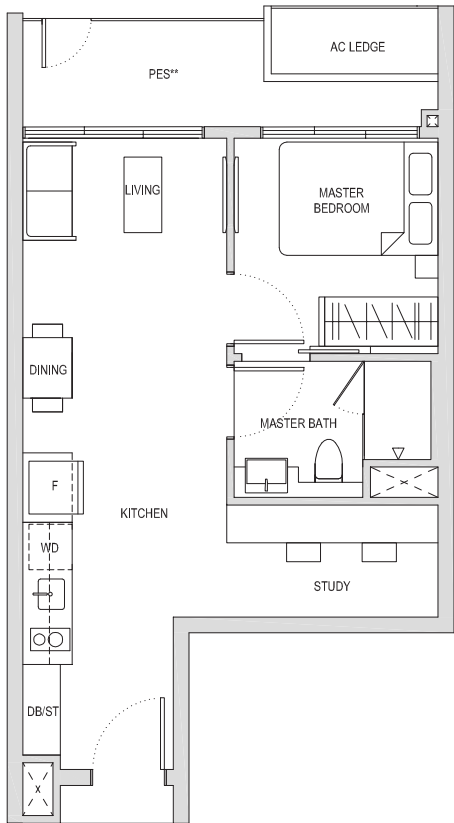
Type AS1(PES)

52sqm / 560sqft

BLOCK 22 #01-28

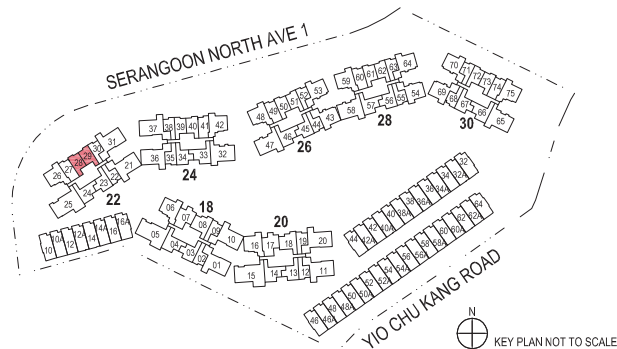


BLOCK 22 #01-29*
* Mirror image



★★ The PES / balcony shall not be enclosed. Only URA approved balcony screens are to be used. For an illustration of the approved balcony screen, please refer to the diagram annexed hereto as "Annexure 1".

Areas include AC Ledge, Balcony, PES and Strata Void Area (where applicable). Orientations and Facings will differ depending on the unit you are purchasing, please refer to the key plan. Plans are not drawn to scale and subject to change as may be required or approved by the relevant authorities. All areas are estimates only and are subject to final survey.



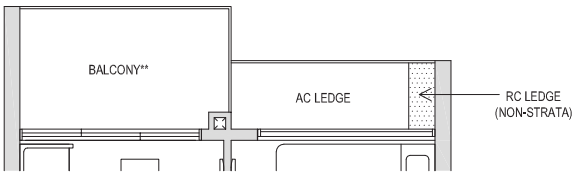
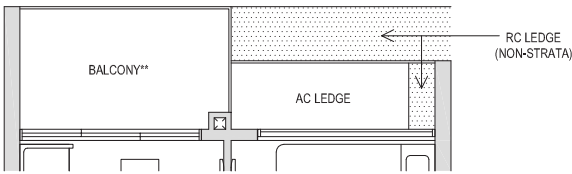
One-Bedroom + Study

Type AS1

50sqm / 538sqft

BLOCK 22 #02-28
BLOCK 22 #02-29*
BLOCK 24 #02-39
BLOCK 24 #02-40*
BLOCK 26 #02-50
BLOCK 26 #02-51*
BLOCK 30 #02-72
BLOCK 30 #02-73*

★ Mirror image

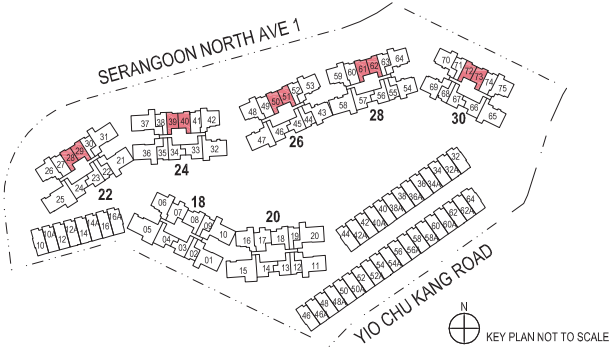
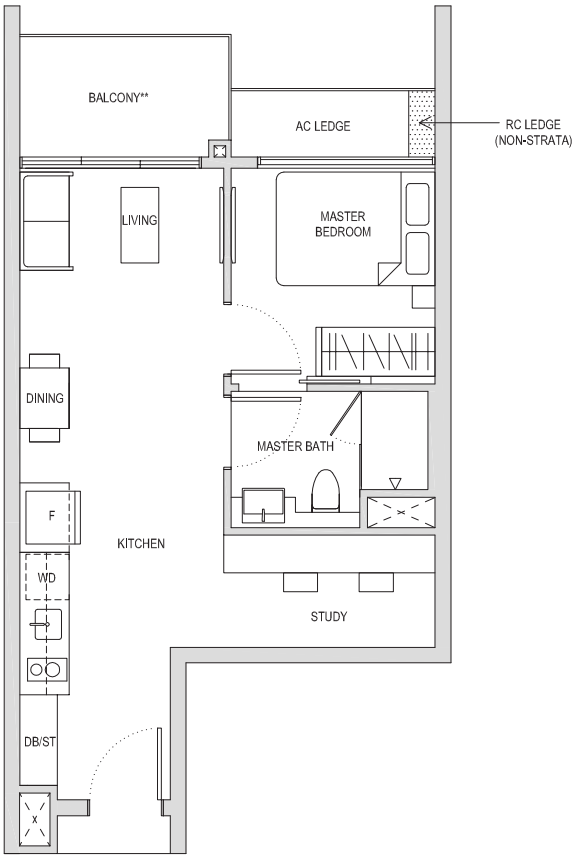


BLOCK 22 #03-28
BLOCK 22 #03-29*
BLOCK 24 #03-39
BLOCK 24 #03-40*
BLOCK 26 #03-50
BLOCK 26 #03-51*
BLOCK 28 #03-61
BLOCK 28 #03-62*
BLOCK 30 #03-72
BLOCK 30 #03-73*

★ Mirror image

BLOCK 22 #04-28 TO #14-28
BLOCK 28 #04-62* TO #14-62*
BLOCK 30 #04-72 TO #14-72

★ Mirror image



★★ The PES / balcony shall not be enclosed. Only URA approved balcony screens are to be used. For an illustration of the approved balcony screen, please refer to the diagram annexed hereto as "Annexure 1".

Areas include AC Ledge, Balcony, PES and Strata Void Area (where applicable). Orientations and Facings will differ depending on the unit you are purchasing, please refer to the key plan. Plans are not drawn to scale and subject to change as may be required or approved by the relevant authorities. All areas are estimates only and are subject to final survey.

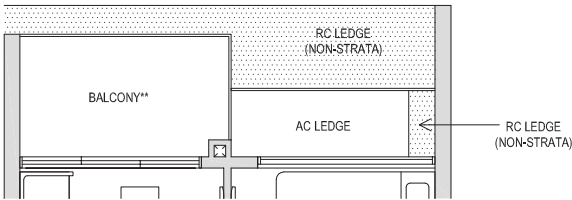
One-Bedroom + Study

Type AS1

50sqm / 538sqft

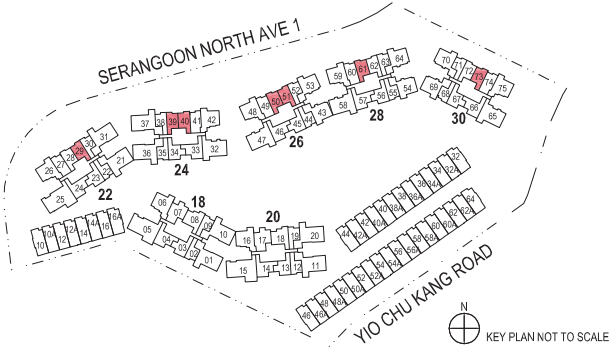
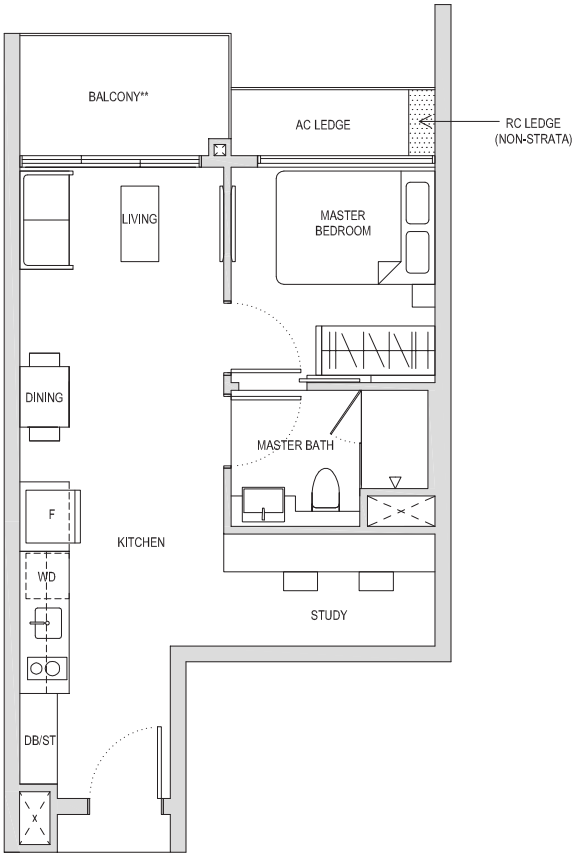
BLOCK 22 #04-29*
BLOCK 24 #04-39
BLOCK 26 #04-51*
BLOCK 28 #04-61
BLOCK 30 #04-73*

★ Mirror image



BLOCK 22 #05-29* TO #14-29*
BLOCK 24 #04-40* TO #14-40*
BLOCK 24 #05-39 TO #14-39
BLOCK 26 #04-50 TO #14-50
BLOCK 26 #05-51* TO #14-51*
BLOCK 28 #05-61 TO #14-61
BLOCK 30 #05-73* TO #14-73*

★ Mirror image



★★ The PES / balcony shall not be enclosed. Only URA approved balcony screens are to be used. For an illustration of the approved balcony screen, please refer to the diagram annexed hereto as "Annexure 1".

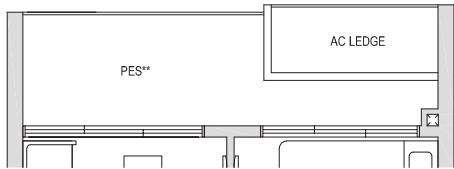
Areas include AC Ledge, Balcony, PES and Strata Void Area (where applicable). Orientations and Facings will differ depending on the unit you are purchasing, please refer to the key plan. Plans are not drawn to scale and subject to change as may be required or approved by the relevant authorities. All areas are estimates only and are subject to final survey.

One-Bedroom + Study

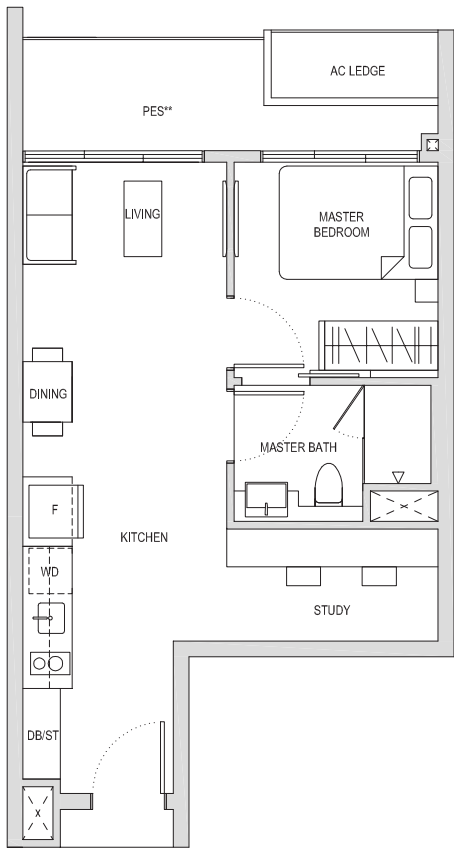
Type AS1(a)(PES)

52sqm / 560sqft

BLOCK 24 #01-39
BLOCK 26 #01-51*
BLOCK 30 #01-72
★ Mirror image

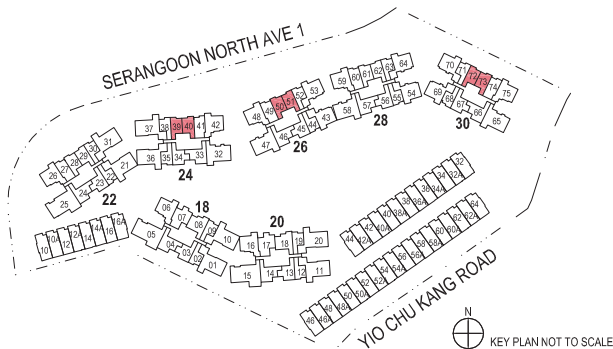


BLOCK 24 #01-40*
BLOCK 26 #01-50
BLOCK 30 #01-73*
★ Mirror image



★★ The PES / balcony shall not be enclosed. Only URA approved balcony screens are to be used. For an illustration of the approved balcony screen, please refer to the diagram annexed hereto as "Annexure 1".

Areas include AC Ledge, Balcony, PES and Strata Void Area (where applicable). Orientations and Facings will differ depending on the unit you are purchasing, please refer to the key plan. Plans are not drawn to scale and subject to change as may be required or approved by the relevant authorities. All areas are estimates only and are subject to final survey.

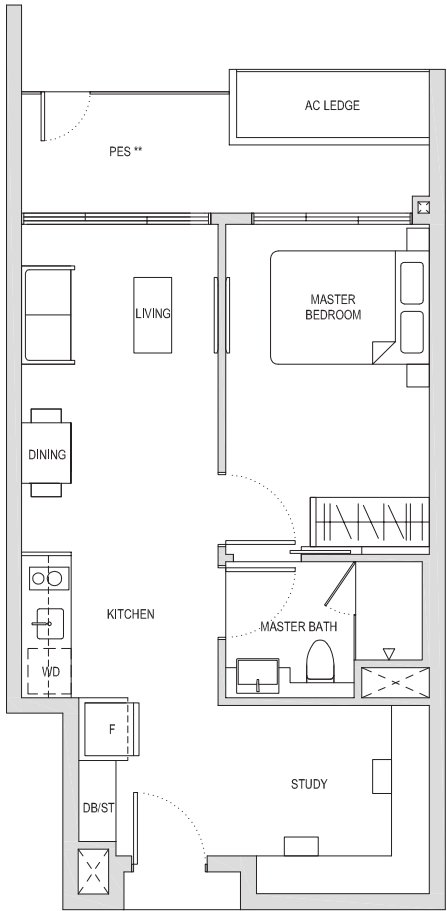


One-Bedroom + Study

Type AS2(PES)

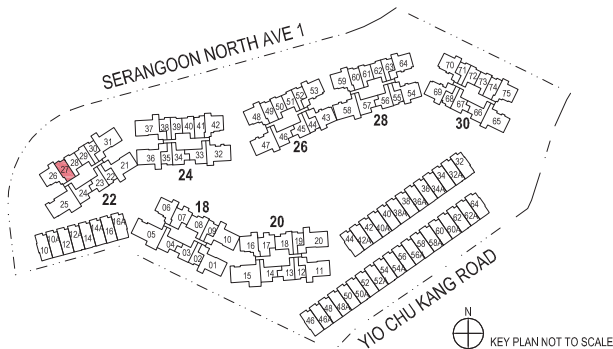
60sqm / 646sqft

BLOCK 22 #01-27



★★ The PES / balcony shall not be enclosed. Only URA approved balcony screens are to be used. For an illustration of the approved balcony screen, please refer to the diagram annexed hereto as "Annexure 1".

Areas include AC Ledge, Balcony, PES and Strata Void Area (where applicable). Orientations and Facings will differ depending on the unit you are purchasing, please refer to the key plan. Plans are not drawn to scale and subject to change as may be required or approved by the relevant authorities. All areas are estimates only and are subject to final survey.

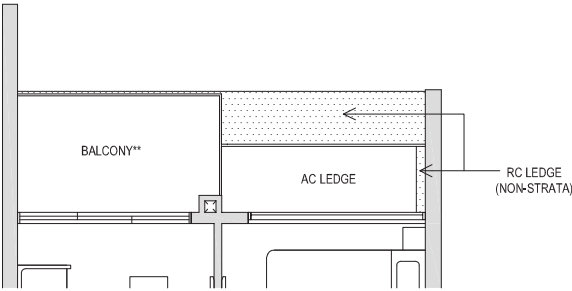


One-Bedroom + Study
Type AS2

57sqm / 614sqft

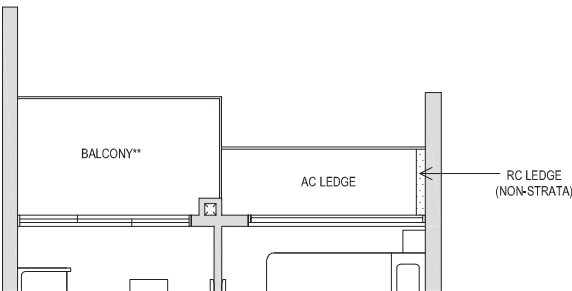
BLOCK 22 #02-27
BLOCK 24 #02-41*
BLOCK 26 #02-49
BLOCK 30 #02-74*

* Mirror Image

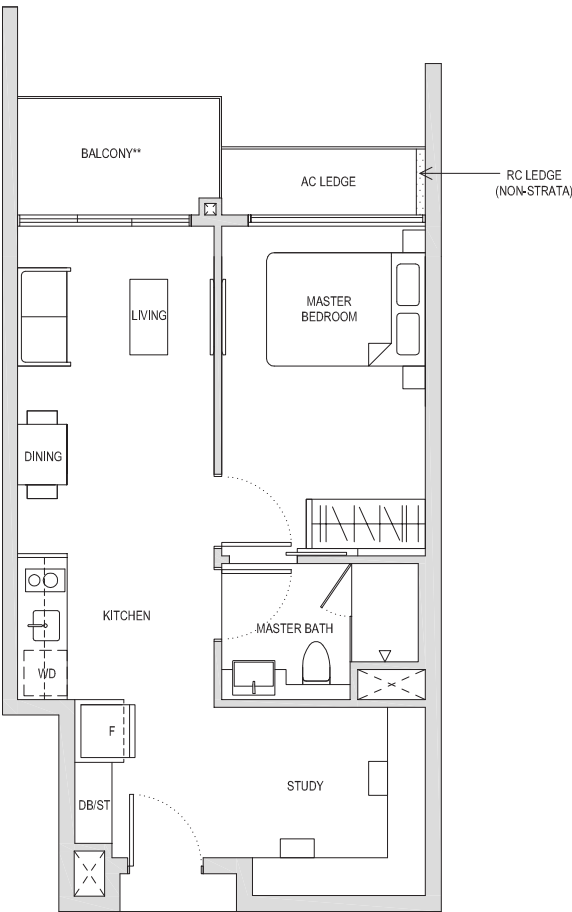


BLOCK 22 #03-27
BLOCK 24 #03-41* TO #14-41*
BLOCK 26 #03-49 TO #14-49
BLOCK 28 #03-60, #05-60 TO #12-60
BLOCK 30 #03-74*, #05-74* TO #12-74*

* Mirror Image

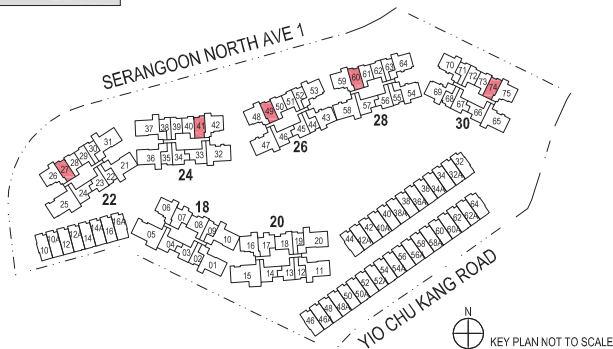


BLOCK 22 #05-27 TO #14-27



** The PES / balcony shall not be enclosed. Only URA approved balcony screens are to be used. For an illustration of the approved balcony screen, please refer to the diagram annexed hereto as "Annexure 1".

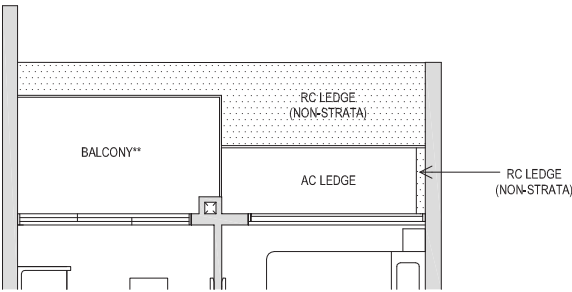
Areas include AC Ledge, Balcony, PES and Strata Void Area (where applicable). Orientations and Facings will differ depending on the unit you are purchasing, please refer to the key plan. Plans are not drawn to scale and subject to change as may be required or approved by the relevant authorities. All areas are estimates only and are subject to final survey.



One-Bedroom + Study
Type AS2

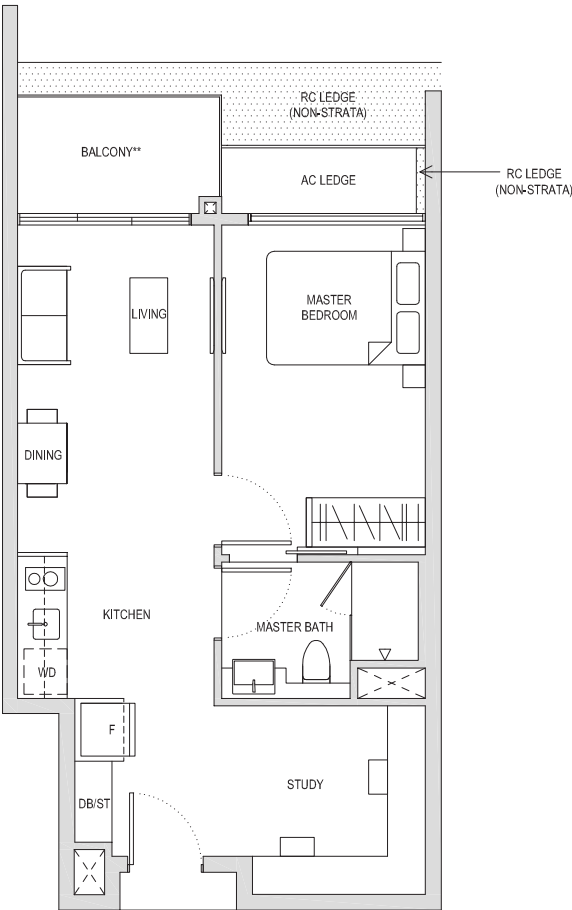
57sqm / 614sqft

BLOCK 22 #04-27



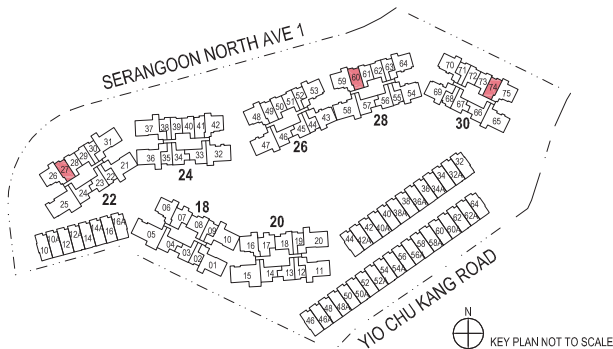
BLOCK 28 #04-60
BLOCK 30 #04-74*

* Mirror image



** The PES / balcony shall not be enclosed. Only URA approved balcony screens are to be used. For an illustration of the approved balcony screen, please refer to the diagram annexed hereto as "Annexure 1".

Areas include AC Ledge, Balcony, PES and Strata Void Area (where applicable). Orientations and Facings will differ depending on the unit you are purchasing, please refer to the key plan. Plans are not drawn to scale and subject to change as may be required or approved by the relevant authorities. All areas are estimates only and are subject to final survey.



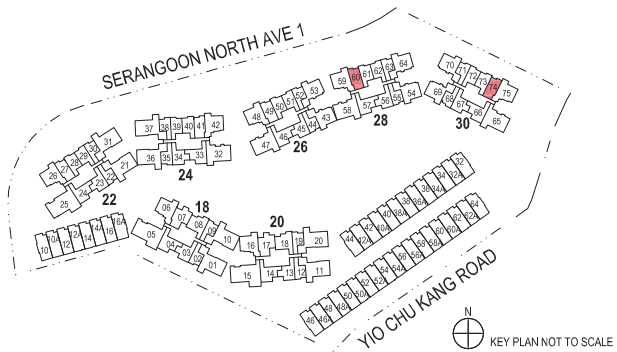
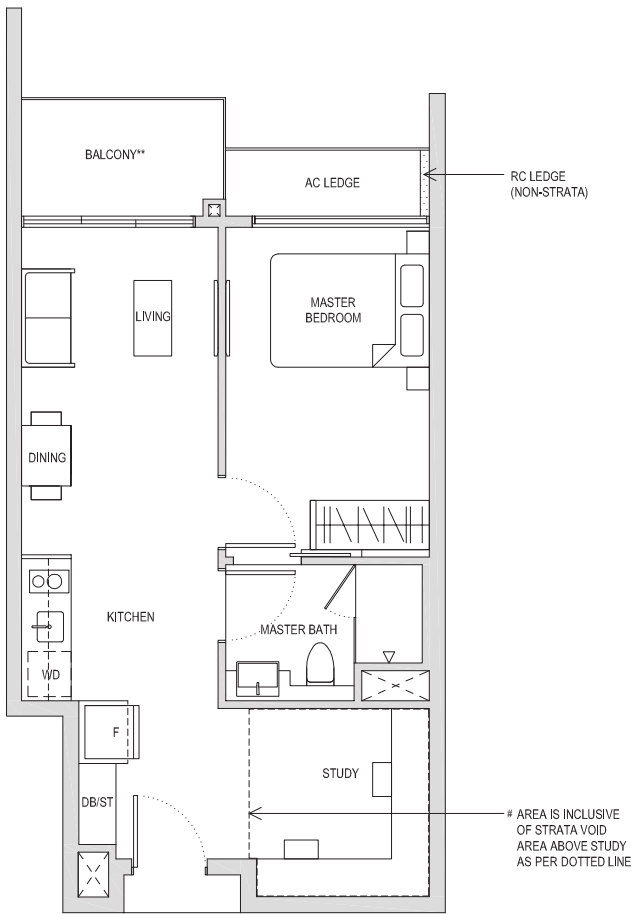
One-Bedroom + Study

Type AS2(h)

64sqm / 689sqft *

BLOCK 28 #13-60
BLOCK 30 #13-74*

* Mirror image



★★ The PES / balcony shall not be enclosed. Only URA approved balcony screens are to be used. For an illustration of the approved balcony screen, please refer to the diagram annexed hereto as "Annexure 1".

Areas include AC Ledge, Balcony, PES and Strata Void Area (where applicable). Orientations and Facings will differ depending on the unit you are purchasing, please refer to the key plan. Plans are not drawn to scale and subject to change as may be required or approved by the relevant authorities. All areas are estimates only and are subject to final survey.

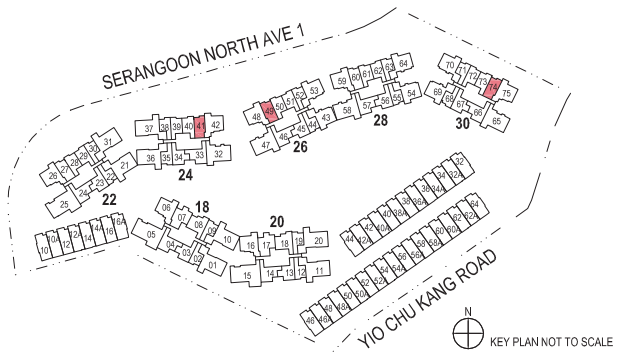
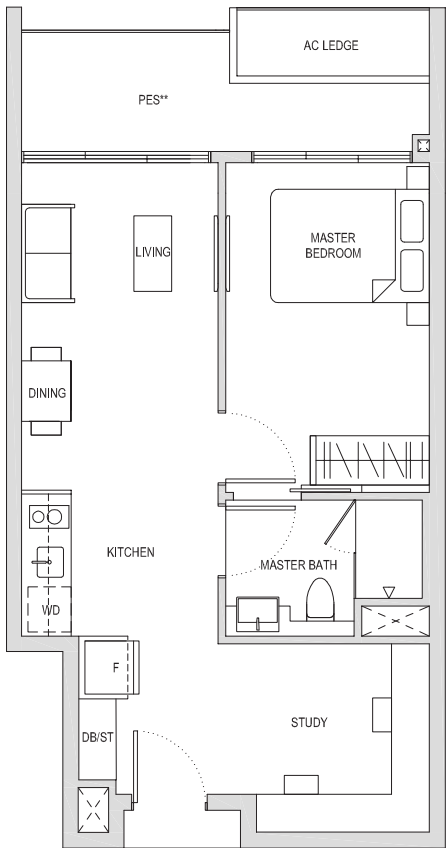
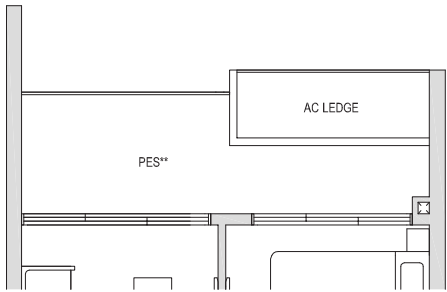
One-Bedroom + Study

Type AS2(a)(PES)

60sqm / 646sqft

BLOCK 24 #01-41*
BLOCK 26 #01-49

* Mirror image



★★ The PES / balcony shall not be enclosed. Only URA approved balcony screens are to be used. For an illustration of the approved balcony screen, please refer to the diagram annexed hereto as "Annexure 1".

Areas include AC Ledge, Balcony, PES and Strata Void Area (where applicable). Orientations and Facings will differ depending on the unit you are purchasing, please refer to the key plan. Plans are not drawn to scale and subject to change as may be required or approved by the relevant authorities. All areas are estimates only and are subject to final survey.

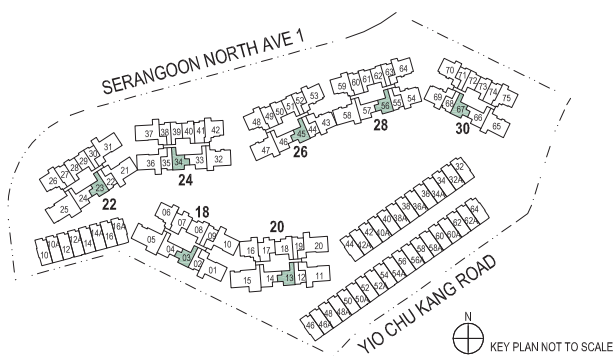
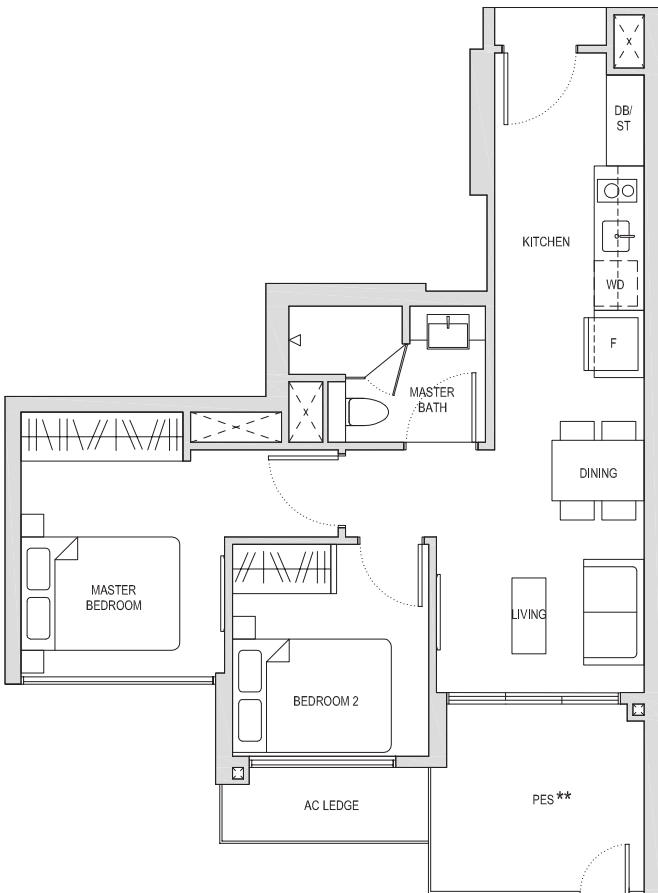
Two-Bedroom

Type B1(PES)

59sqm / 635sqft

BLOCK 18 #01-03
BLOCK 20 #01-13
BLOCK 22 #01-23
BLOCK 24 #01-34*
BLOCK 26 #01-45
BLOCK 28 #01-56
BLOCK 30 #01-67*

★ Mirror image



★★ The PES / balcony shall not be enclosed. Only URA approved balcony screens are to be used. For an illustration of the approved balcony screen, please refer to the diagram annexed hereto as "Annexure 1".

Areas include AC Ledge, Balcony, PES and Strata Void Area (where applicable). Orientations and Fadngs will differ depending on the unit you are purchasing, please refer to the key plan. Plans are not drawn to scale and subject to change as may be required or approved by the relevant authorities. All areas are estimates only and are subject to final survey.

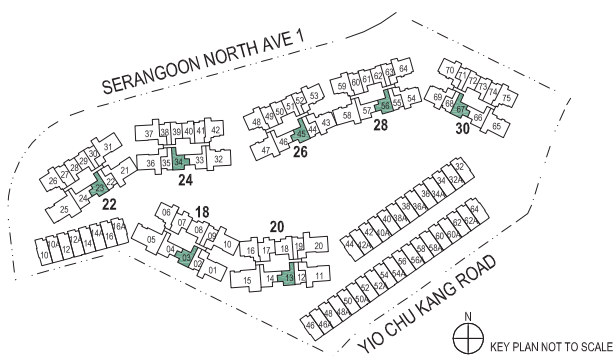
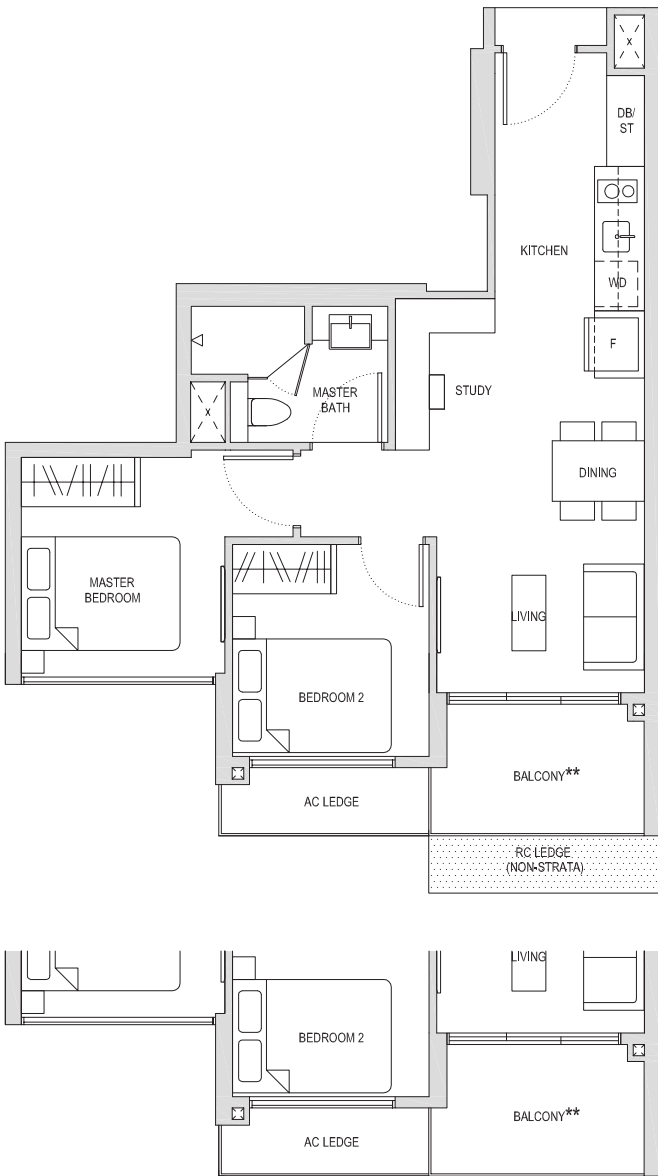
Two-Bedroom + Study

Type BS1

58sqm / 624sqft

BLOCK 18 #02-03
BLOCK 20 #02-13
BLOCK 22 #02-23
BLOCK 24 #02-34*
BLOCK 26 #02-45
BLOCK 28 #02-56
BLOCK 30 #02-67*

★ Mirror image



★★ The PES / balcony shall not be enclosed. Only URA approved balcony screens are to be used. For an illustration of the approved balcony screen, please refer to the diagram annexed hereto as "Annexure 1".

Areas include AC Ledge, Balcony, PES and Strata Void Area (where applicable). Orientations and Fadngs will differ depending on the unit you are purchasing, please refer to the key plan. Plans are not drawn to scale and subject to change as may be required or approved by the relevant authorities. All areas are estimates only and are subject to final survey.

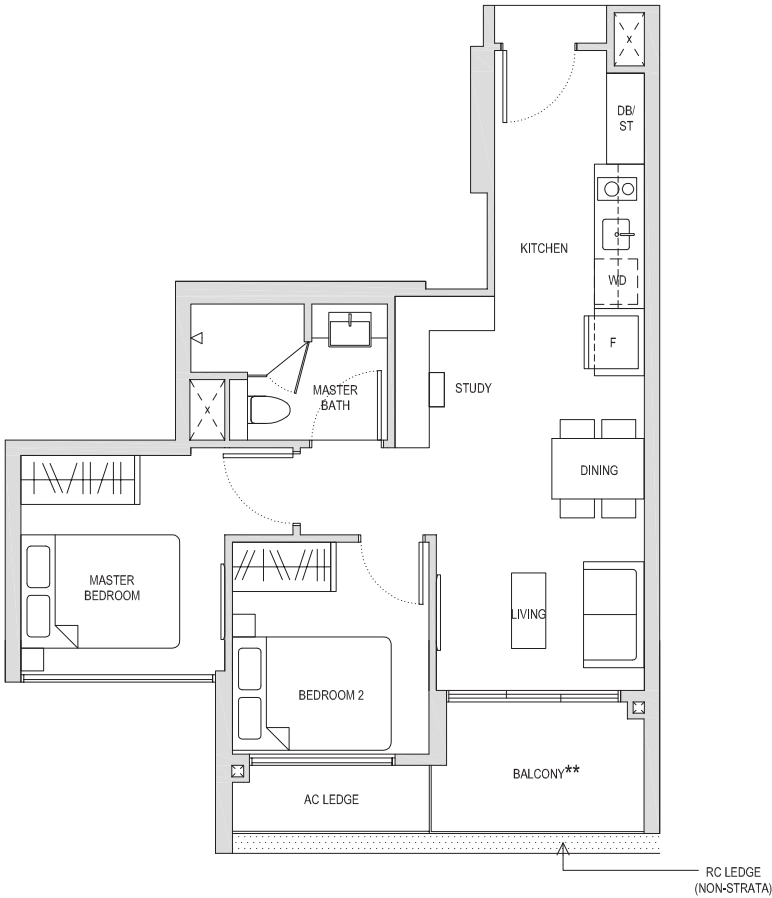
Two-Bedroom + Study

Type BS1

58sqm / 624sqft

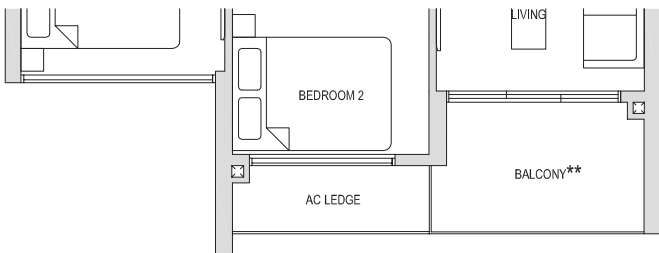
BLOCK 18 #04-03
BLOCK 20 #04-13
BLOCK 22 #04-23
BLOCK 24 #04-34*
BLOCK 26 #04-45
BLOCK 28 #04-56
BLOCK 30 #04-67*

★ Mirror image

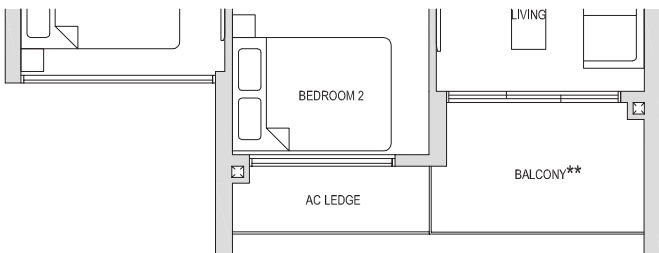


BLOCK 18 #05-03 to #13-03
BLOCK 20 #05-13 to #13-13
BLOCK 22 #05-23 to #13-23
BLOCK 24 #05-34* to #14-34*
BLOCK 26 #05-45 to #14-45
BLOCK 28 #05-56 to #14-56
BLOCK 30 #05-67* to #14-67*

★ Mirror image

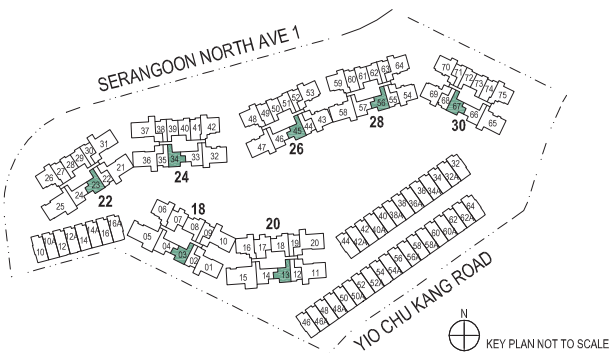


BLOCK 18 #14-03
BLOCK 20 #14-13
BLOCK 22 #14-23



★★ The PES / balcony shall not be enclosed. Only URA approved balcony screens are to be used. For an illustration of the approved balcony screen, please refer to the diagram annexed hereto as "Annexure 1".

Areas include AC Ledge, Balcony, PES and Strata Void Area (where applicable). Orientations and Fadings will differ depending on the unit you are purchasing, please refer to the key plan. Plans are not drawn to scale and subject to change as may be required or approved by the relevant authorities. All areas are estimates only and are subject to final survey.

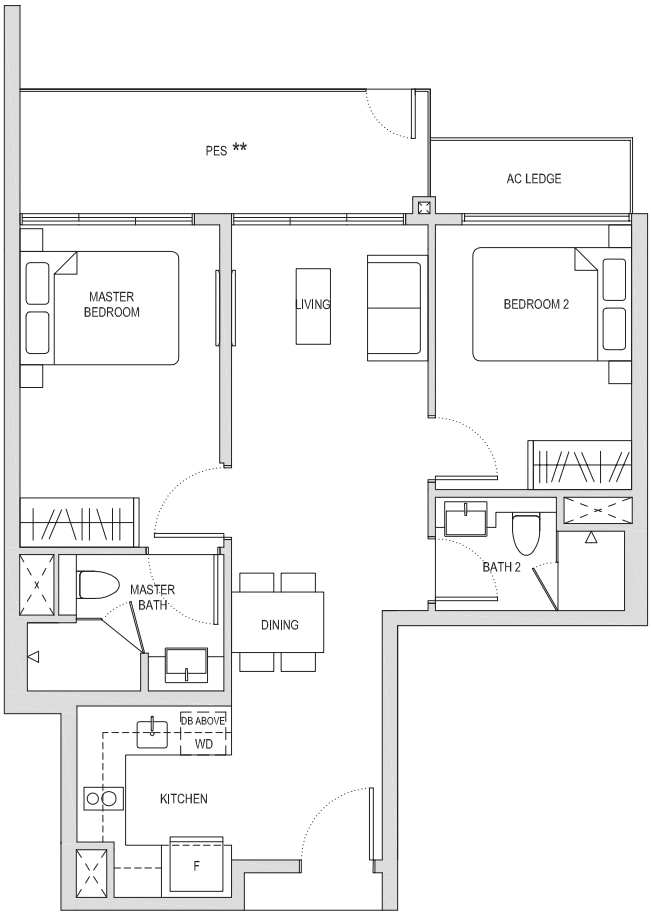


Two-Bedroom Premium

Type BP1(PES)

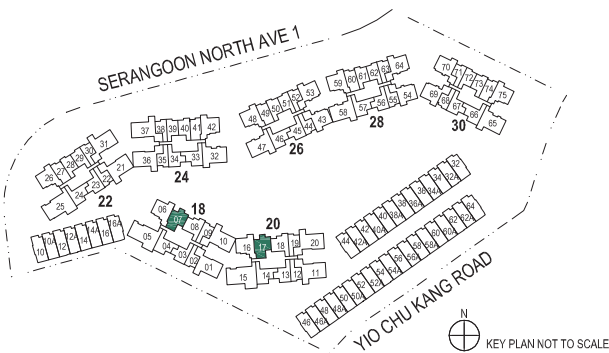
72sqm / 775sqft

BLOCK 18 #01-07
BLOCK 20 #01-17



★★ The PES / balcony shall not be enclosed. Only URA approved balcony screens are to be used. For an illustration of the approved balcony screen, please refer to the diagram annexed hereto as "Annexure 1".

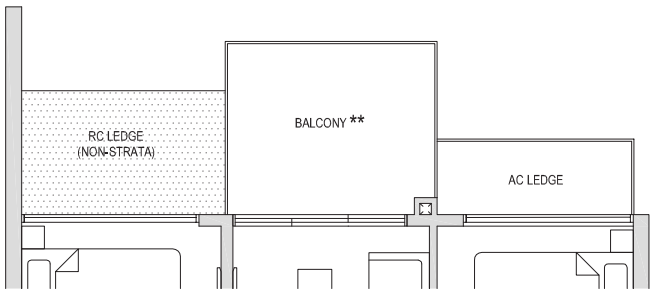
Areas include AC Ledge, Balcony, PES and Strata Void Area (where applicable). Orientations and Fadings will differ depending on the unit you are purchasing, please refer to the key plan. Plans are not drawn to scale and subject to change as may be required or approved by the relevant authorities. All areas are estimates only and are subject to final survey.



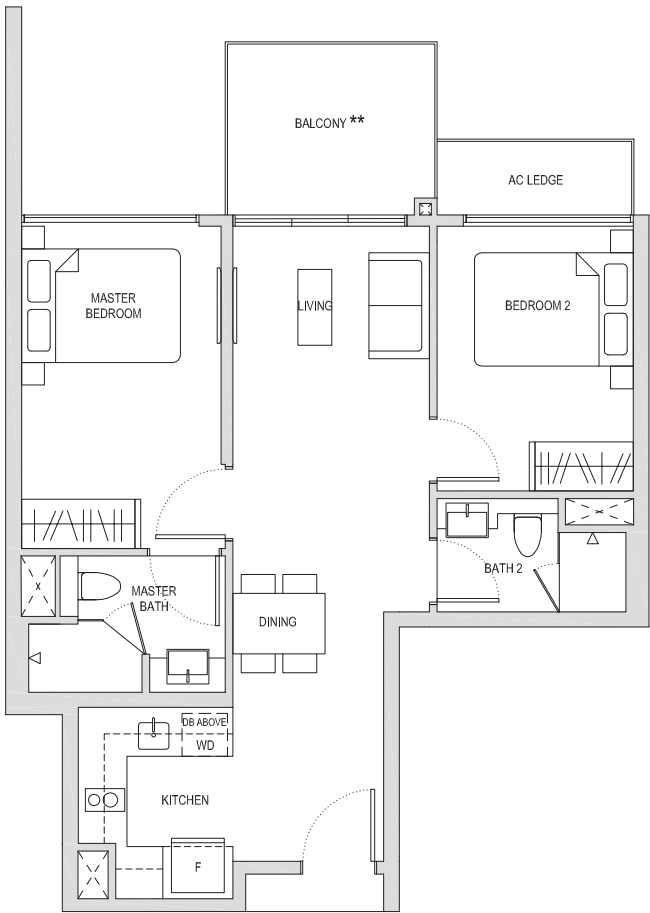
Two-Bedroom Premium
Type BP1

70sqm / 753sqft

BLOCK 18 #02-07
BLOCK 20 #02-17

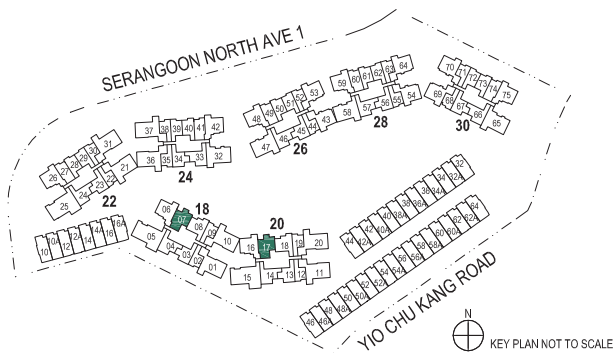


BLOCK 18 #03-07
BLOCK 20 #03-17



★★ The PES / balcony shall not be enclosed. Only URA approved balcony screens are to be used. For an illustration of the approved balcony screen, please refer to the diagram annexed hereto as "Annexure 1".

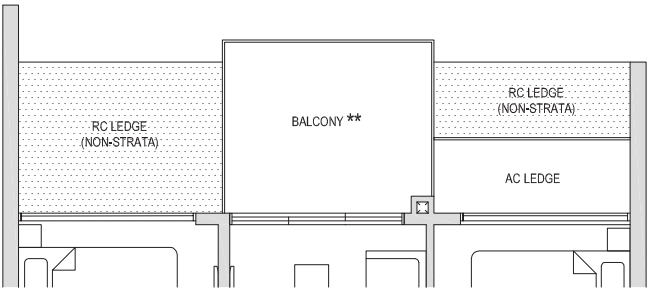
Areas include AC Ledge, Balcony, PES and Strata Void Area (where applicable). Orientations and Fadings will differ depending on the unit you are purchasing, please refer to the key plan. Plans are not drawn to scale and subject to change as may be required or approved by the relevant authorities. All areas are estimates only and are subject to final survey.



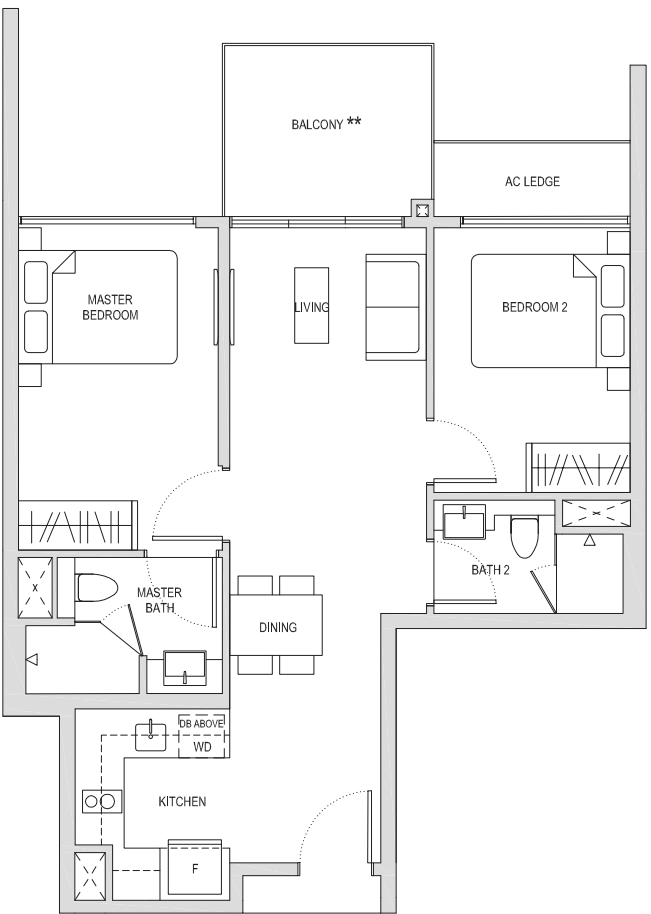
Two-Bedroom Premium
Type BP1

70sqm / 753sqft

BLOCK 18 #04-07
BLOCK 20 #04-17

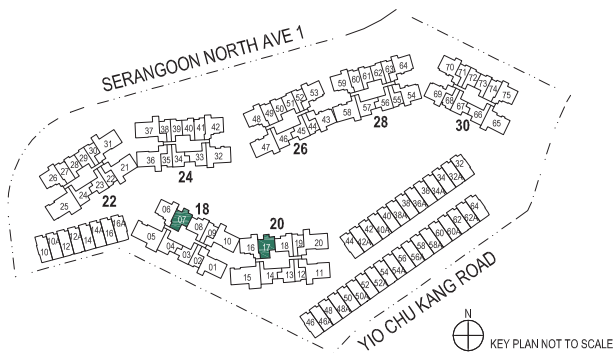


BLOCK 18 #05-07 to #14-07
BLOCK 20 #05-17 to #14-17



★★ The PES / balcony shall not be enclosed. Only URA approved balcony screens are to be used. For an illustration of the approved balcony screen, please refer to the diagram annexed hereto as "Annexure 1".

Areas include AC Ledge, Balcony, PES and Strata Void Area (where applicable). Orientations and Fadings will differ depending on the unit you are purchasing, please refer to the key plan. Plans are not drawn to scale and subject to change as may be required or approved by the relevant authorities. All areas are estimates only and are subject to final survey.

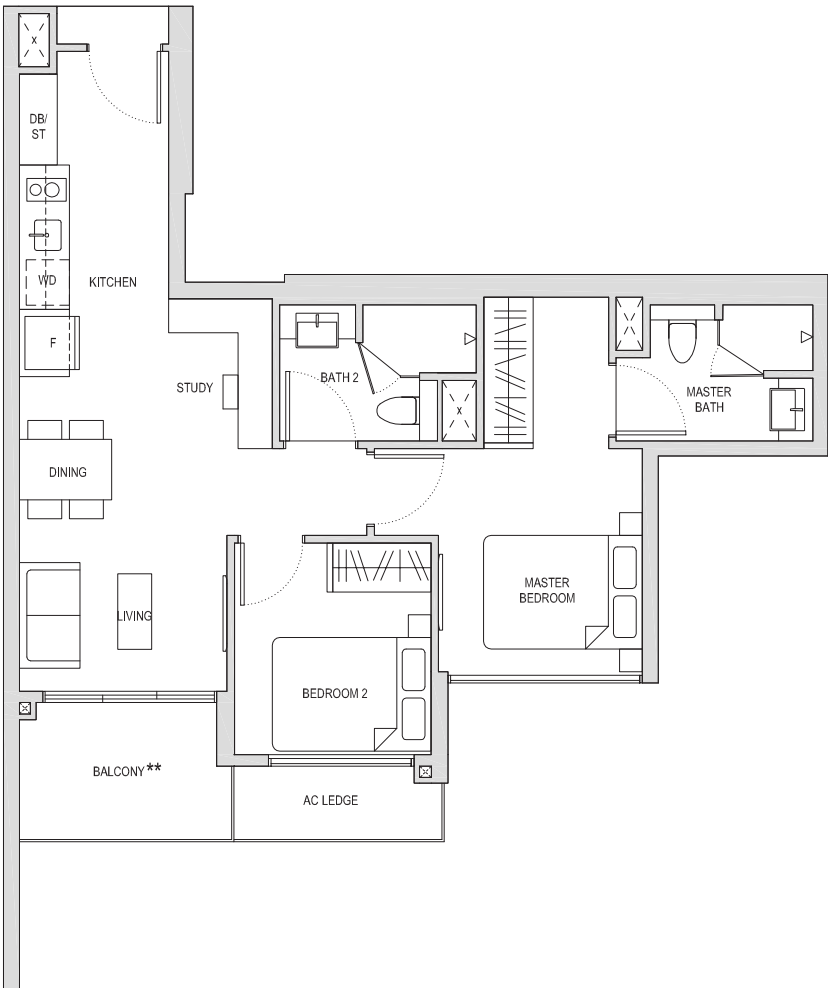


Two-Bedroom Premium + Study

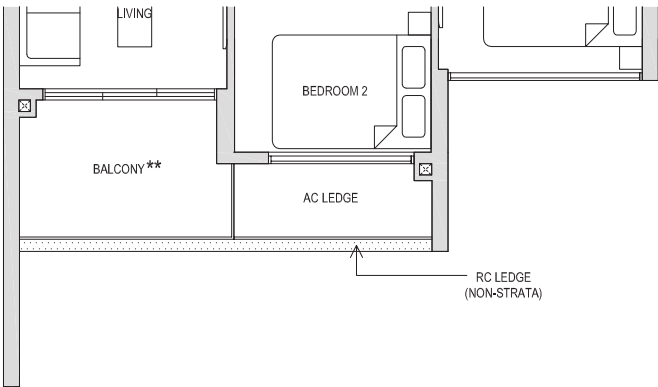
Type BPS1

68sqm / 732sqft

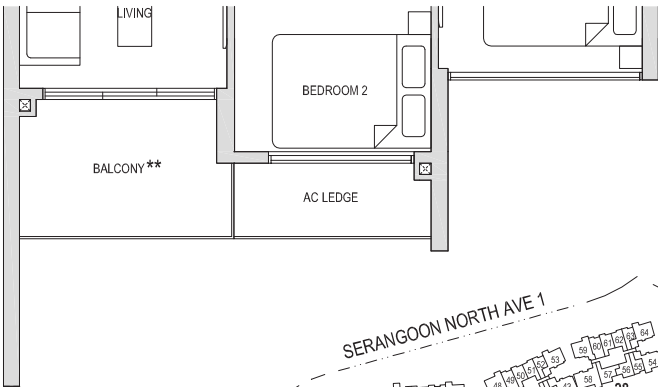
BLOCK 20 #03-14
BLOCK 22 #03-24 to #14-24



BLOCK 20 #04-14

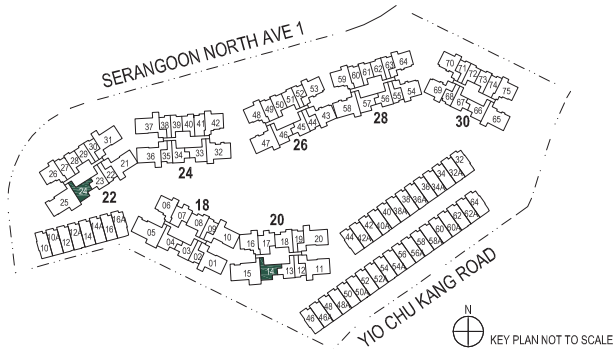


BLOCK 20 #05-14 to #14-14



★★ The PES / balcony shall not be enclosed. Only URA approved balcony screens are to be used. For an illustration of the approved balcony screen, please refer to the diagram annexed hereto as "Annexure 1".

Areas include AC Ledge, Balcony, PES and Strata Void Area (where applicable). Orientations and Fadings will differ depending on the unit you are purchasing, please refer to the key plan. Plans are not drawn to scale and subject to change as may be required or approved by the relevant authorities. All areas are estimates only and are subject to final survey.

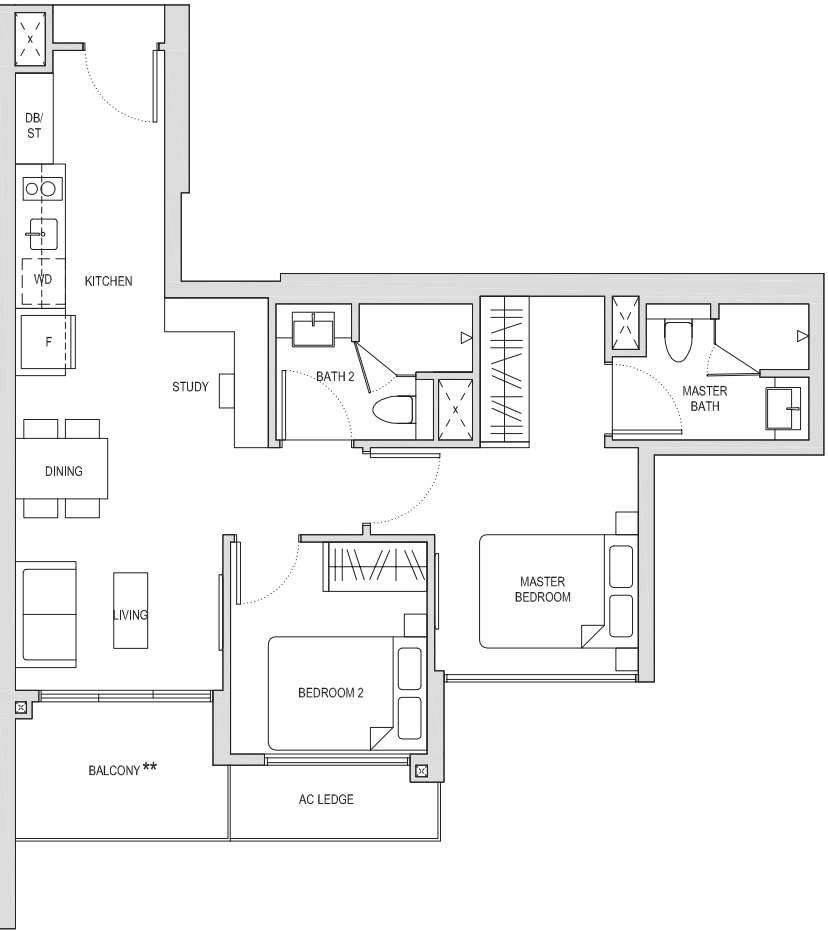


Two-Bedroom Premium + Study

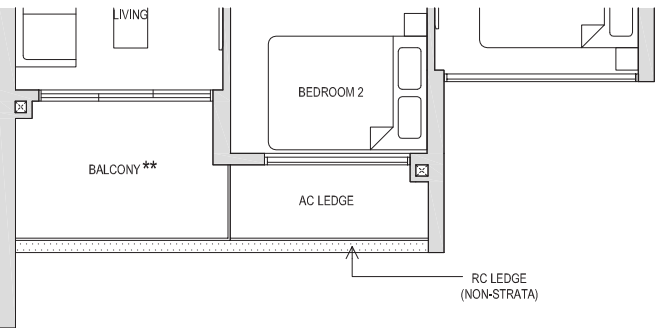
Type BPS1

68sqm / 732sqft

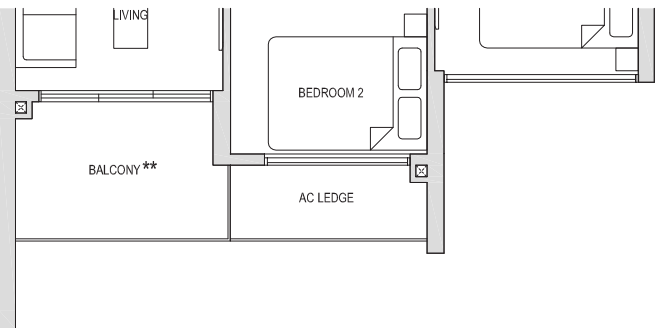
BLOCK 18 #03-04
BLOCK 24 #03-33*
BLOCK 26 #03-46
BLOCK 28 #03-57
BLOCK 30 #03-66*
★ Mirror image



BLOCK 18 #04-04
BLOCK 24 #04-33*
BLOCK 26 #04-46
BLOCK 28 #04-57
BLOCK 30 #04-66*
★ Mirror image

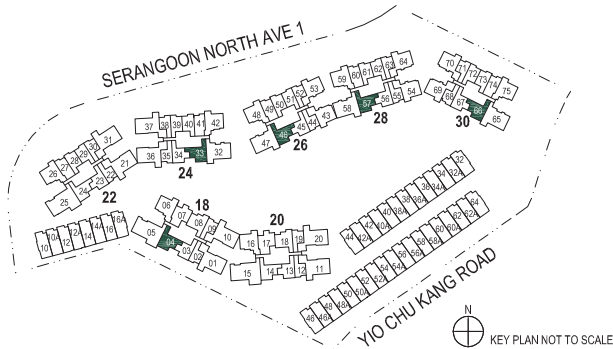


BLOCK 18 #05-04 to #14-04
BLOCK 24 #05-33* to #14-33*
BLOCK 26 #05-46 to #14-46
BLOCK 28 #05-57 to #14-57
BLOCK 30 #05-66* to #14-66*
★ Mirror image



★★ The PES / balcony shall not be enclosed. Only URA approved balcony screens are to be used. For an illustration of the approved balcony screen, please refer to the diagram annexed hereto as "Annexure 1".

Areas include AC Ledge, Balcony, PES and Strata Void Area (where applicable). Orientations and Fadings will differ depending on the unit you are purchasing, please refer to the key plan. Plans are not drawn to scale and subject to change as may be required or approved by the relevant authorities. All areas are estimates only and are subject to final survey.

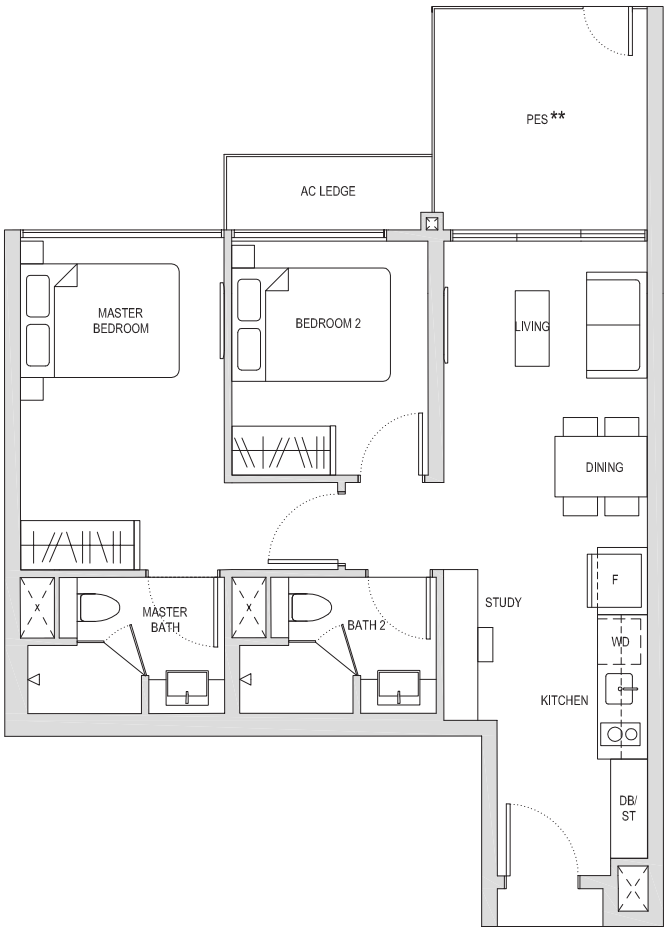


Two-Bedroom Premium + Study

Type BPS2(PES)

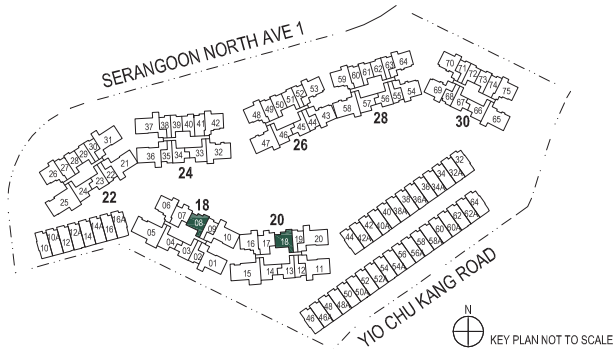
72sqm / 775sqft

BLOCK 18 #01-08
BLOCK 20 #01-18



★★ The PES / balcony shall not be enclosed. Only URA approved balcony screens are to be used. For an illustration of the approved balcony screen, please refer to the diagram annexed hereto as "Annexure 1".

Areas include AC Ledge, Balcony, PES and Strata Void Area (where applicable). Orientations and Fadings will differ depending on the unit you are purchasing, please refer to the key plan. Plans are not drawn to scale and subject to change as may be required or approved by the relevant authorities. All areas are estimates only and are subject to final survey.

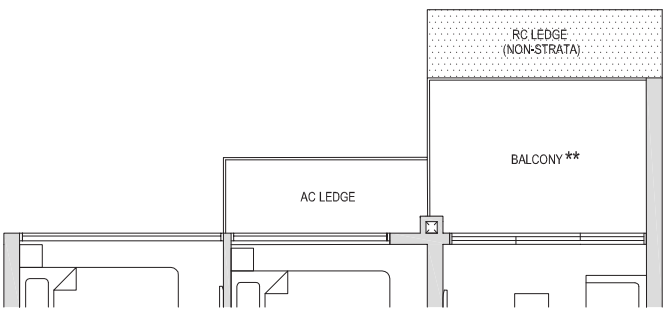


Two-Bedroom Premium + Study

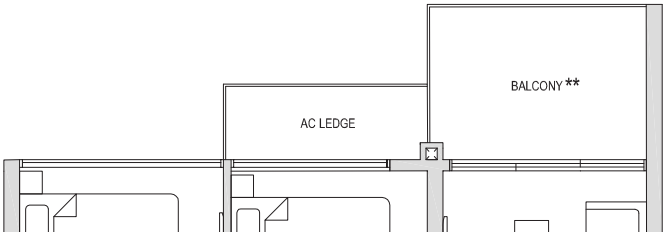
Type BPS2

70sqm / 753sqft

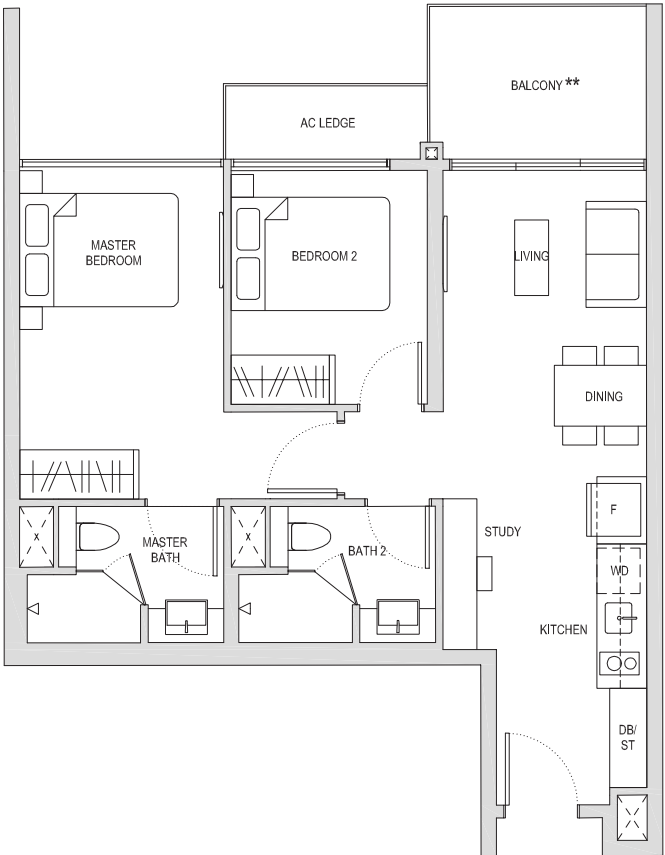
BLOCK 18 #02-08
BLOCK 20 #02-18



BLOCK 18 #03-08
BLOCK 20 #03-18

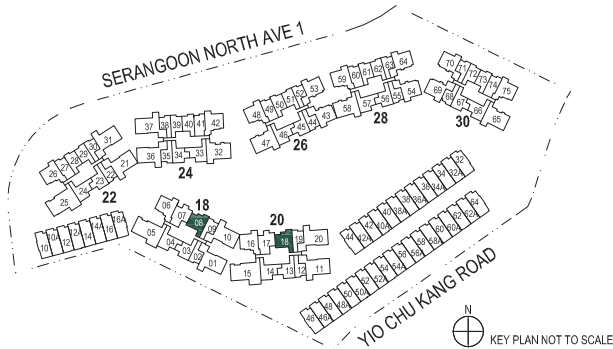


BLOCK 18 #04-08 to #14-08
BLOCK 20 #04-18 to #14-18



★★ The PES / balcony shall not be enclosed. Only URA approved balcony screens are to be used. For an illustration of the approved balcony screen, please refer to the diagram annexed hereto as "Annexure 1".

Areas include AC Ledge, Balcony, PES and Strata Void Area (where applicable). Orientations and Fadings will differ depending on the unit you are purchasing, please refer to the key plan. Plans are not drawn to scale and subject to change as may be required or approved by the relevant authorities. All areas are estimates only and are subject to final survey.

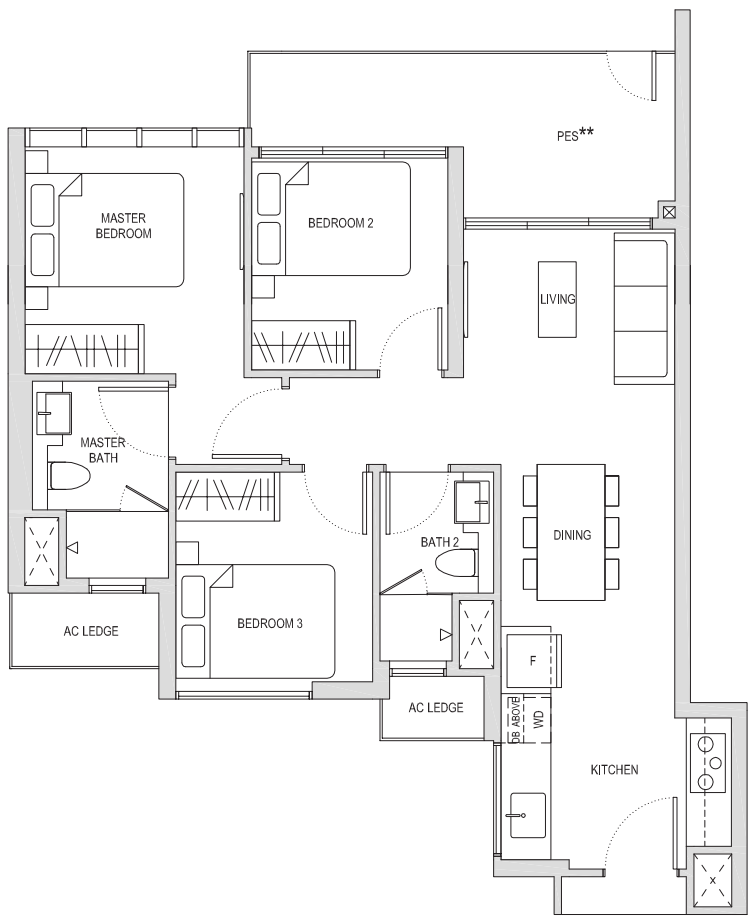


Three-Bedroom

Type C1(PES)

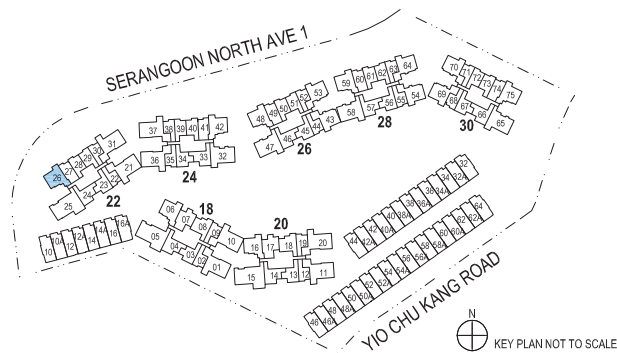
80sqm / 861sqft

BLOCK 22 #01-26



★★ The PES / balcony shall not be enclosed. Only URA approved balcony screens are to be used. For an illustration of the approved balcony screen, please refer to the diagram annexed hereto as "Annexure 1".

Areas include AC Ledge, Balcony, PES and Strata Void Area (where applicable). Orientations and Fadings will differ depending on the unit you are purchasing, please refer to the key plan. Plans are not drawn to scale and subject to change as may be required or approved by the relevant authorities. All areas are estimates only and are subject to final survey.



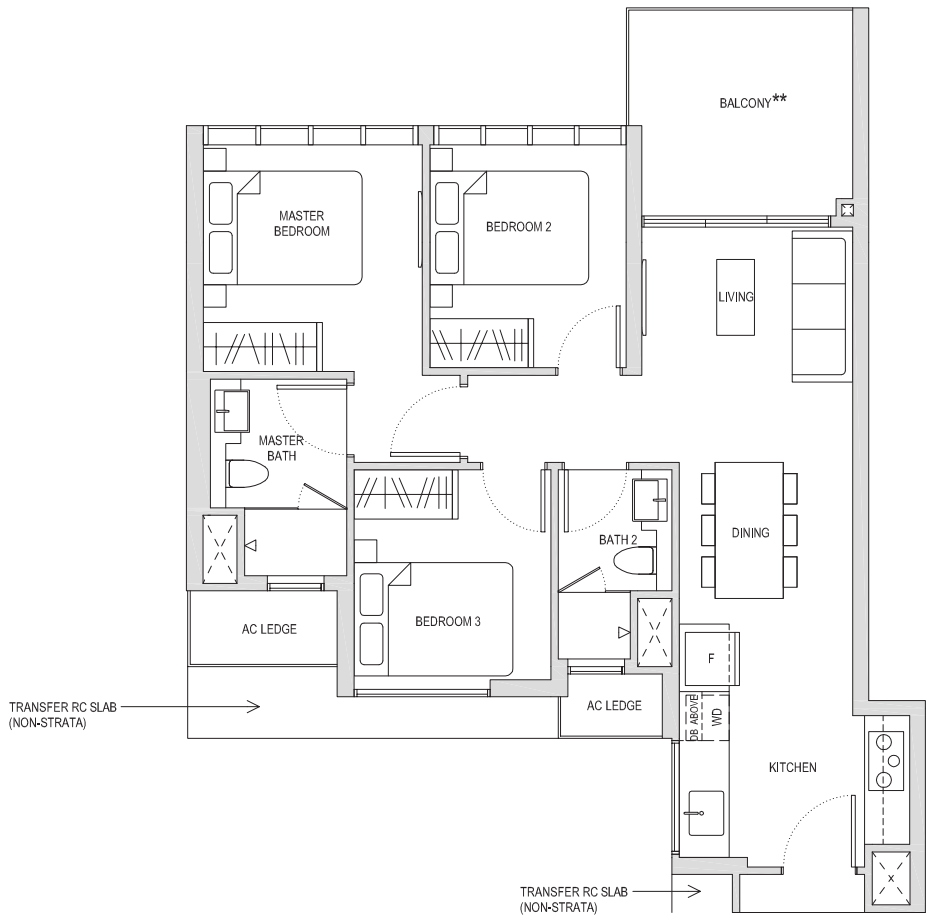
Three-Bedroom

Type C1

79sqm / 850sqft

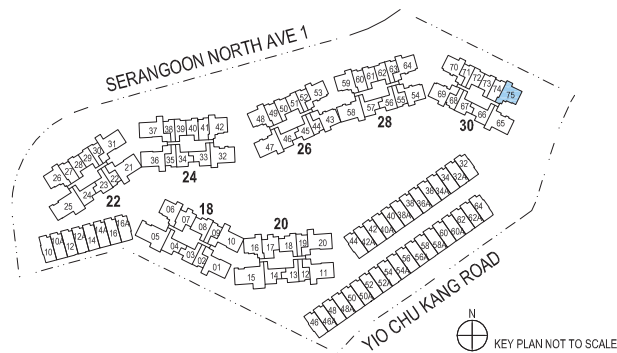
BLOCK 30 #02-75*

* Mirror image



★★ The PES / balcony shall not be enclosed. Only URA approved balcony screens are to be used. For an illustration of the approved balcony screen, please refer to the diagram annexed hereto as "Annexure 1".

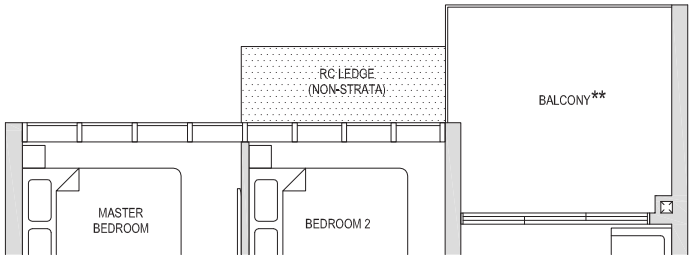
Areas include AC Ledge, Balcony, PES and Strata Void Area (where applicable). Orientations and Fadings will differ depending on the unit you are purchasing, please refer to the key plan. Plans are not drawn to scale and subject to change as may be required or approved by the relevant authorities. All areas are estimates only and are subject to final survey.



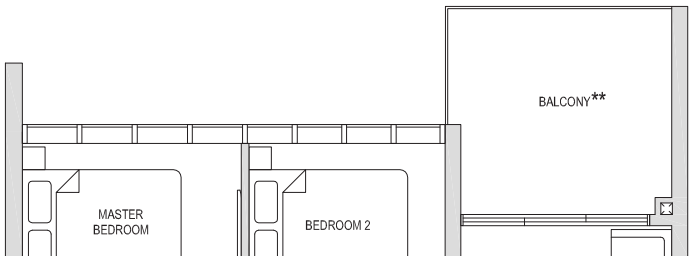
Three-Bedroom
Type C1

79sqm / 850sqft

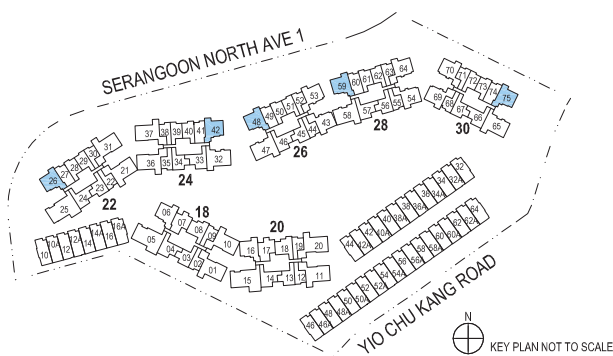
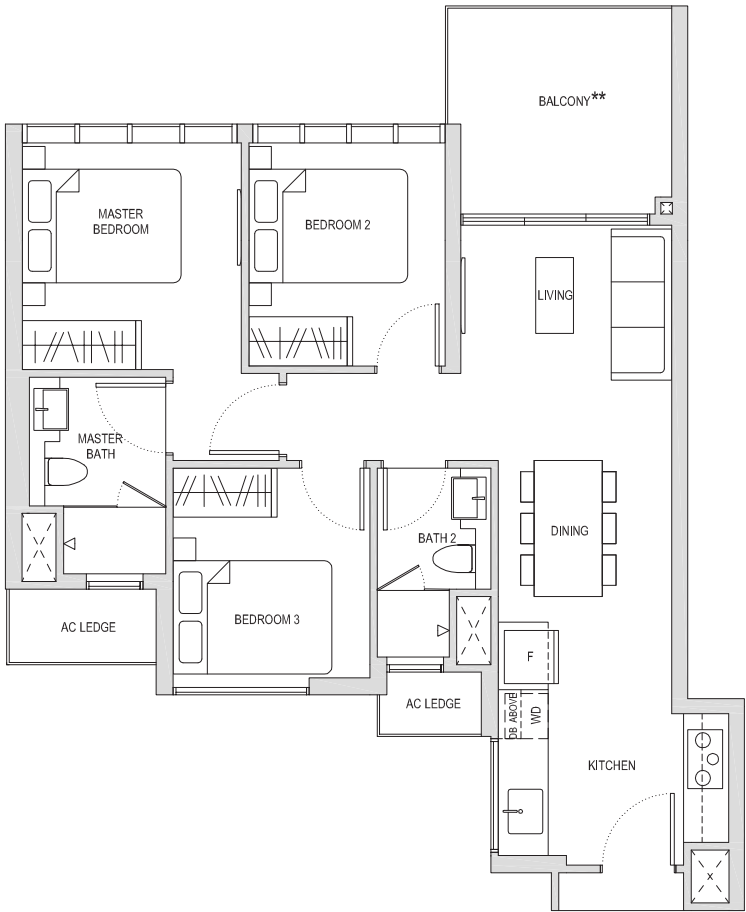
BLOCK 22 #02-26
BLOCK 24 #02-42*
BLOCK 26 #02-48
★ Mirror image



BLOCK 22 #05-26 to #13-26
BLOCK 24 #05-42* to #13-42*
BLOCK 26 #05-48 to #13-48
BLOCK 28 #05-59 to #13-59
★ Mirror image



BLOCK 30 #03-75*
★ Mirror image



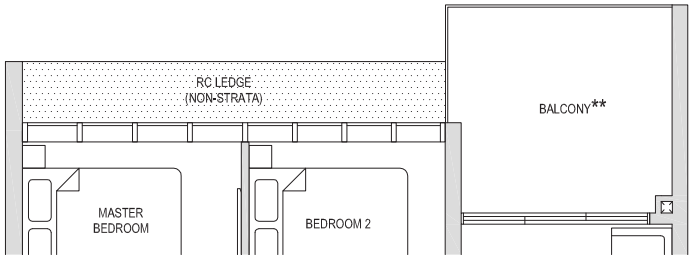
★★ The PES / balcony shall not be enclosed. Only URA approved balcony screens are to be used. For an illustration of the approved balcony screen, please refer to the diagram annexed hereto as "Annexure 1".

Areas include AC Ledge, Balcony, PES and Strata Void Area (where applicable). Orientations and Fadings will differ depending on the unit you are purchasing, please refer to the key plan. Plans are not drawn to scale and subject to change as may be required or approved by the relevant authorities. All areas are estimates only and are subject to final survey.

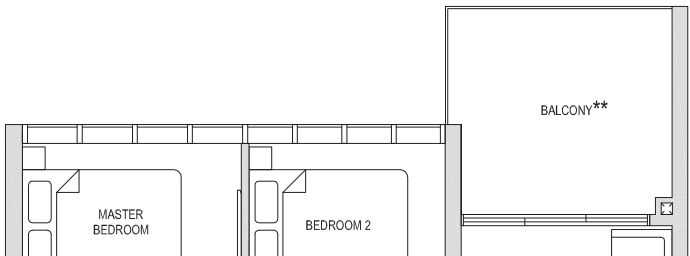
Three-Bedroom
Type C1

79sqm / 850sqft

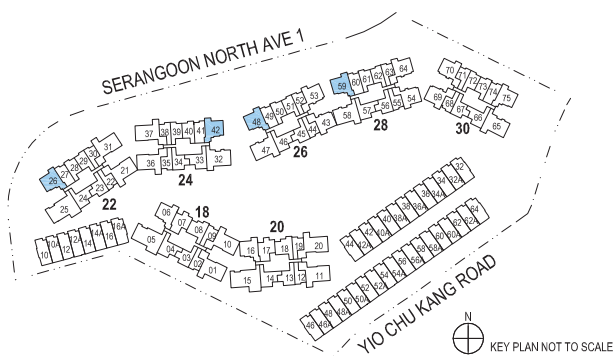
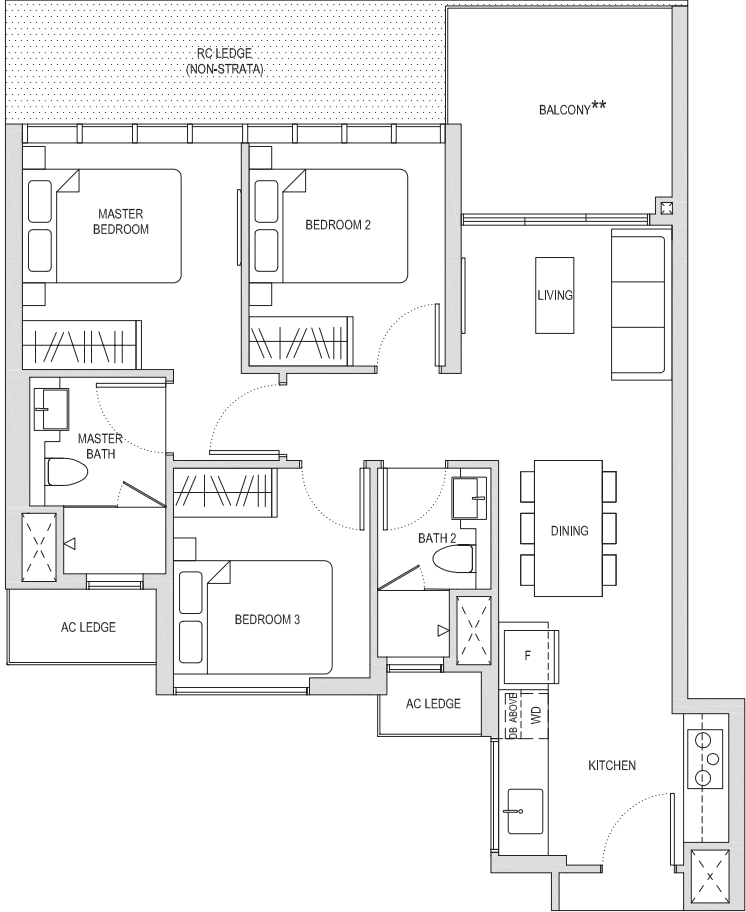
BLOCK 22 #04-26
BLOCK 24 #04-42*
BLOCK 26 #04-48
BLOCK 28 #04-59
★ Mirror image



BLOCK 22 #03-26
BLOCK 24 #03-42*
BLOCK 26 #03-48
★ Mirror image



BLOCK 28 #03-59



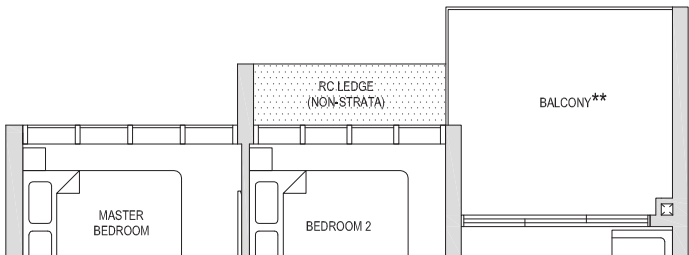
★★ The PES / balcony shall not be enclosed. Only URA approved balcony screens are to be used. For an illustration of the approved balcony screen, please refer to the diagram annexed hereto as "Annexure 1".

Areas include AC Ledge, Balcony, PES and Strata Void Area (where applicable). Orientations and Fadings will differ depending on the unit you are purchasing, please refer to the key plan. Plans are not drawn to scale and subject to change as may be required or approved by the relevant authorities. All areas are estimates only and are subject to final survey.

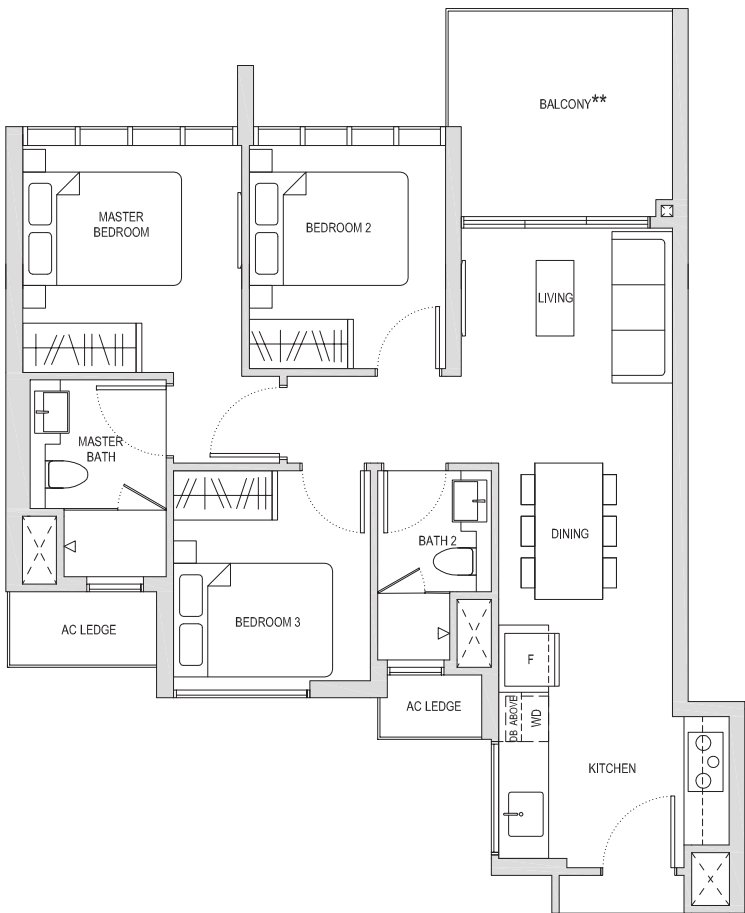
Three-Bedroom
Type C1

79sqm / 850sqft

BLOCK 30 #04-75*
★ Mirror image

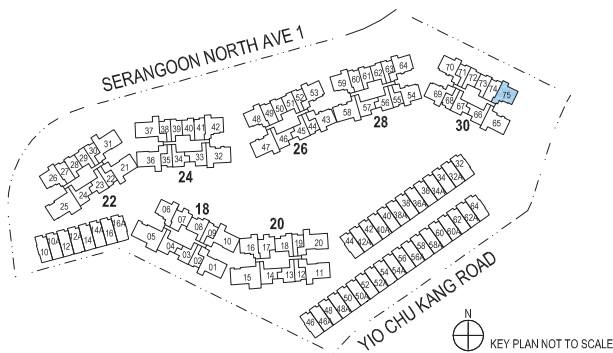


BLOCK 30 #05-75* to #13-75*
★ Mirror image



★★ The PES / balcony shall not be enclosed. Only URA approved balcony screens are to be used. For an illustration of the approved balcony screen, please refer to the diagram annexed hereto as "Annexure 1".

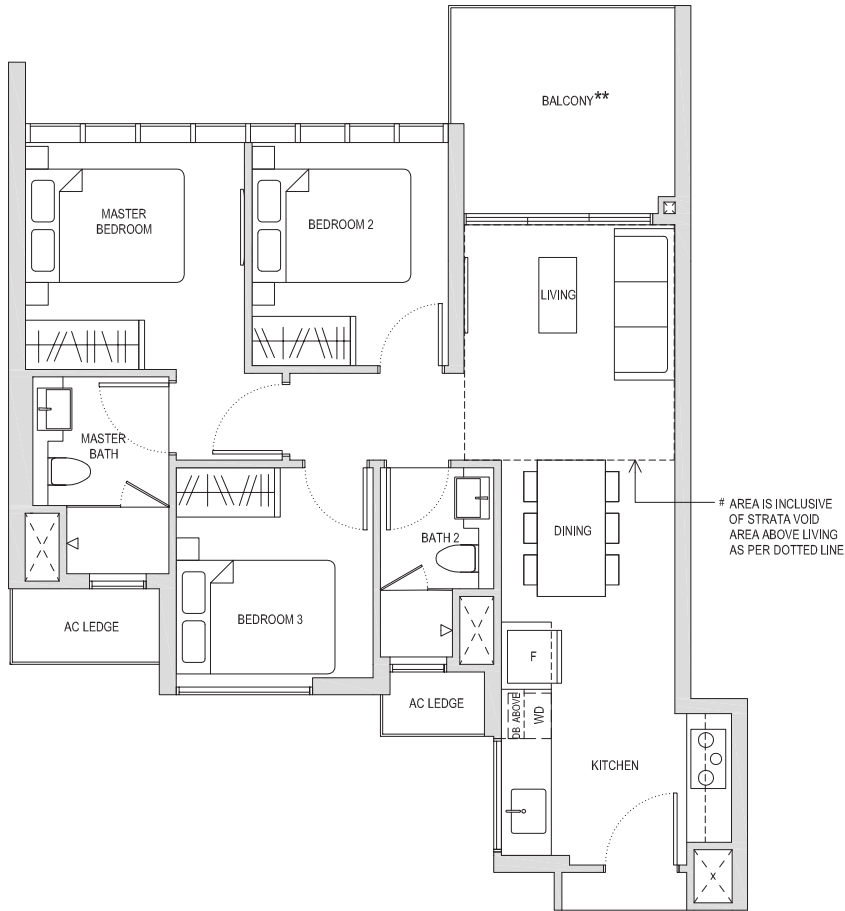
Areas include AC Ledge, Balcony, PES and Strata Void Area (where applicable). Orientations and Fadings will differ depending on the unit you are purchasing, please refer to the key plan. Plans are not drawn to scale and subject to change as may be required or approved by the relevant authorities. All areas are estimates only and are subject to final survey.



Three-Bedroom
Type C1(h)

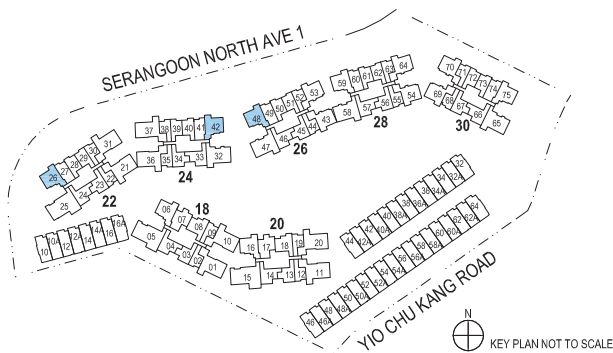
89sqm / 958sqft *

BLOCK 22 #14-26
BLOCK 24 #14-42*
BLOCK 26 #14-48
★ Mirror image



★★ The PES / balcony shall not be enclosed. Only URA approved balcony screens are to be used. For an illustration of the approved balcony screen, please refer to the diagram annexed hereto as "Annexure 1".

Areas include AC Ledge, Balcony, PES and Strata Void Area (where applicable). Orientations and Fadings will differ depending on the unit you are purchasing, please refer to the key plan. Plans are not drawn to scale and subject to change as may be required or approved by the relevant authorities. All areas are estimates only and are subject to final survey.

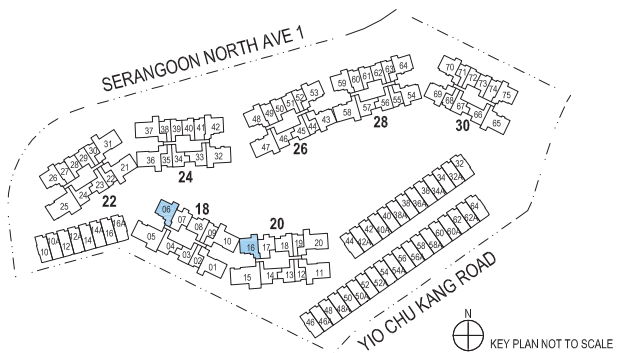
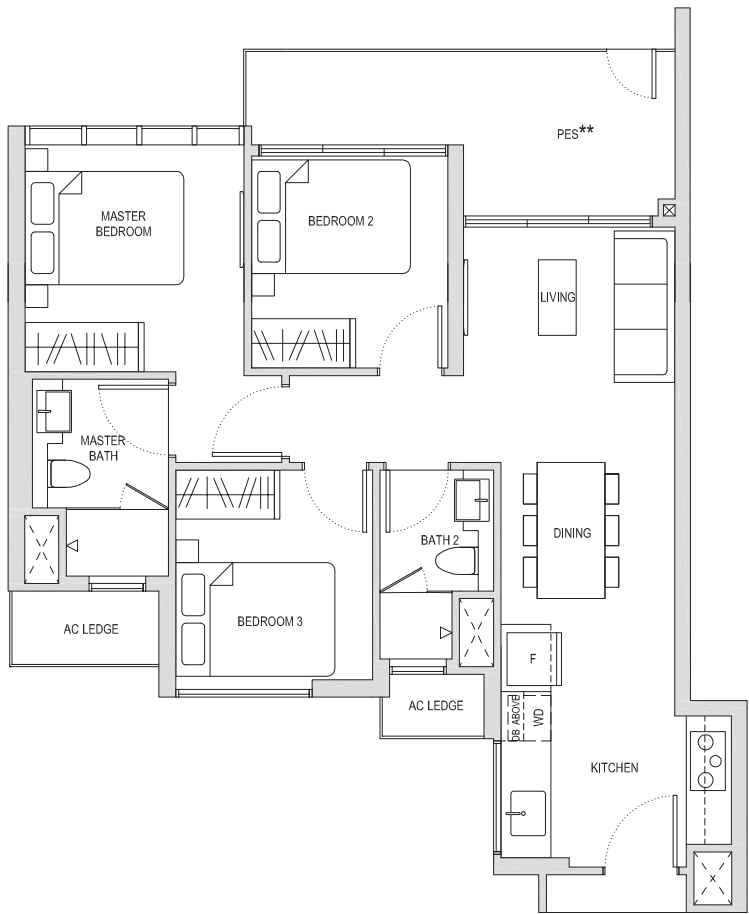


Three-Bedroom

Type C1(a)(PES)

80sqm / 861sqft

BLOCK 18 #01-06
BLOCK 20 #01-16



★★ The PES / balcony shall not be enclosed. Only URA approved balcony screens are to be used. For an illustration of the approved balcony screen, please refer to the diagram annexed hereto as "Annexure 1".

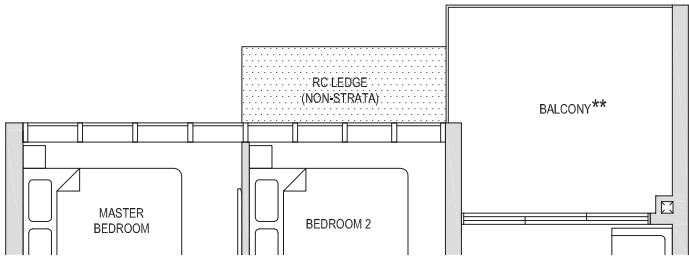
Areas include AC Ledge, Balcony, PES and Strata Void Area (where applicable). Orientations and Fadings will differ depending on the unit you are purchasing, please refer to the key plan. Plans are not drawn to scale and subject to change as may be required or approved by the relevant authorities. All areas are estimates only and are subject to final survey.

Three-Bedroom

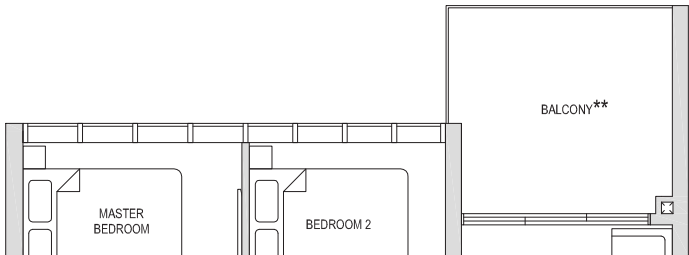
Type C1(a)

79sqm / 850sqft

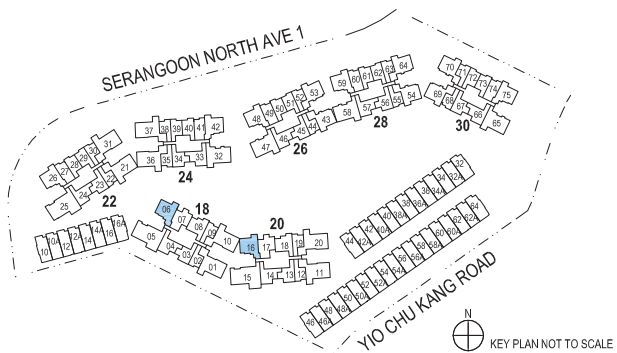
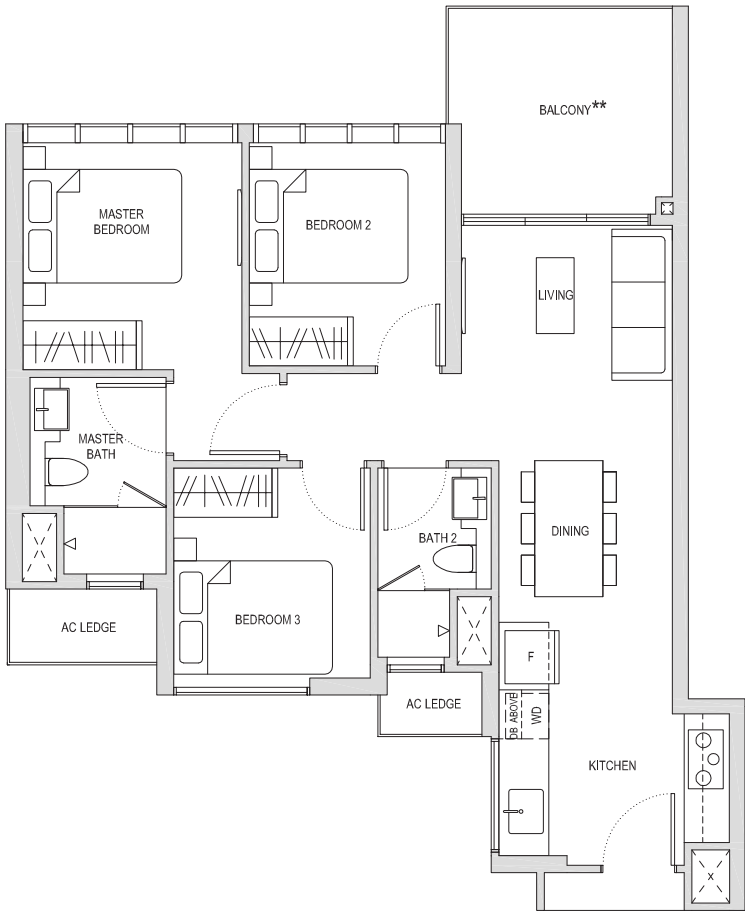
BLOCK 18 #02-06



BLOCK 18 #03-06



BLOCK 20 #03-16



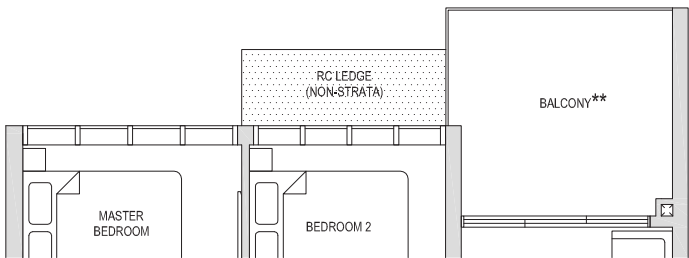
★★ The PES / balcony shall not be enclosed. Only URA approved balcony screens are to be used. For an illustration of the approved balcony screen, please refer to the diagram annexed hereto as "Annexure 1".

Areas include AC Ledge, Balcony, PES and Strata Void Area (where applicable). Orientations and Fadings will differ depending on the unit you are purchasing, please refer to the key plan. Plans are not drawn to scale and subject to change as may be required or approved by the relevant authorities. All areas are estimates only and are subject to final survey.

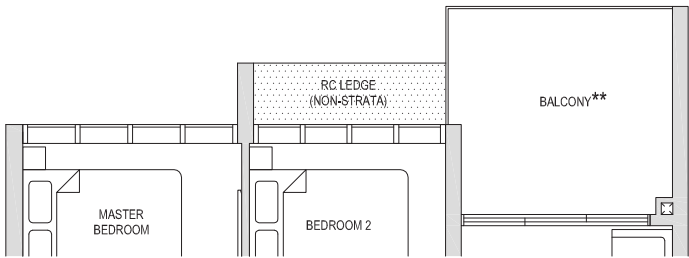
Three-Bedroom
Type C1(a)

79sqm / 850sqft

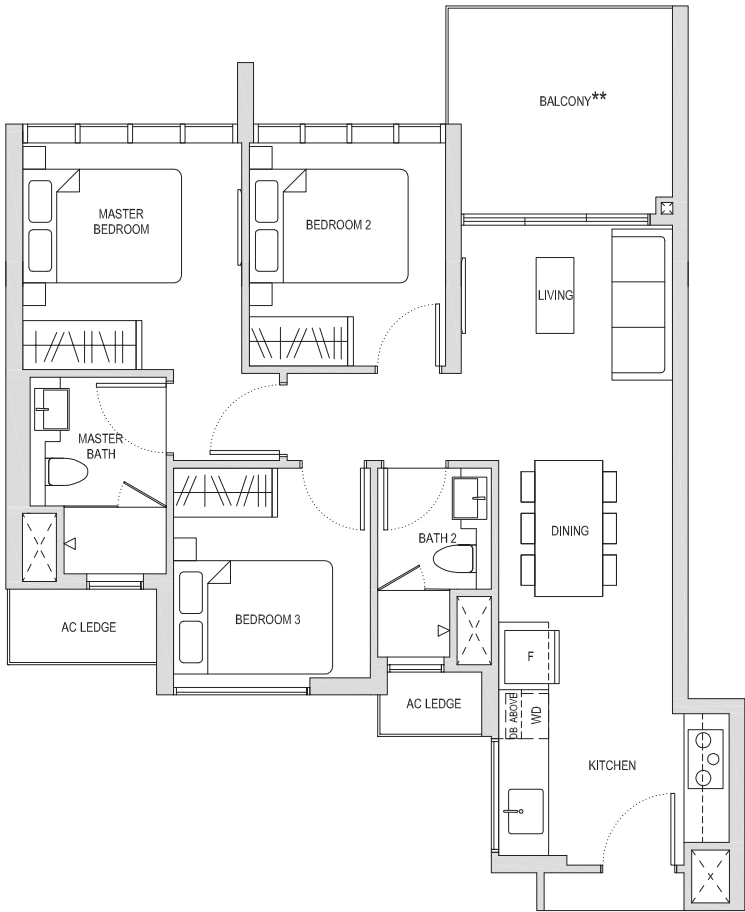
BLOCK 20 #02-16



BLOCK 20 #04-16

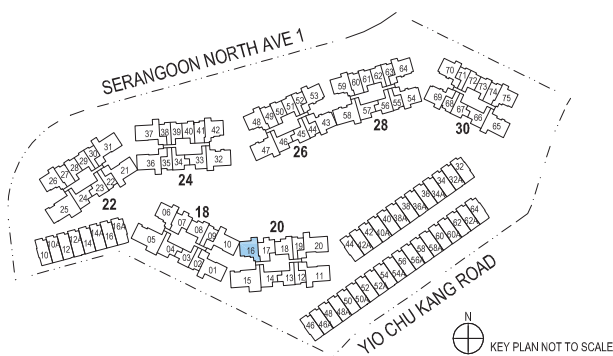


BLOCK 20 #05-16 to #13-16



★★ The PES / balcony shall not be enclosed. Only URA approved balcony screens are to be used. For an illustration of the approved balcony screen, please refer to the diagram annexed hereto as "Annexure 1".

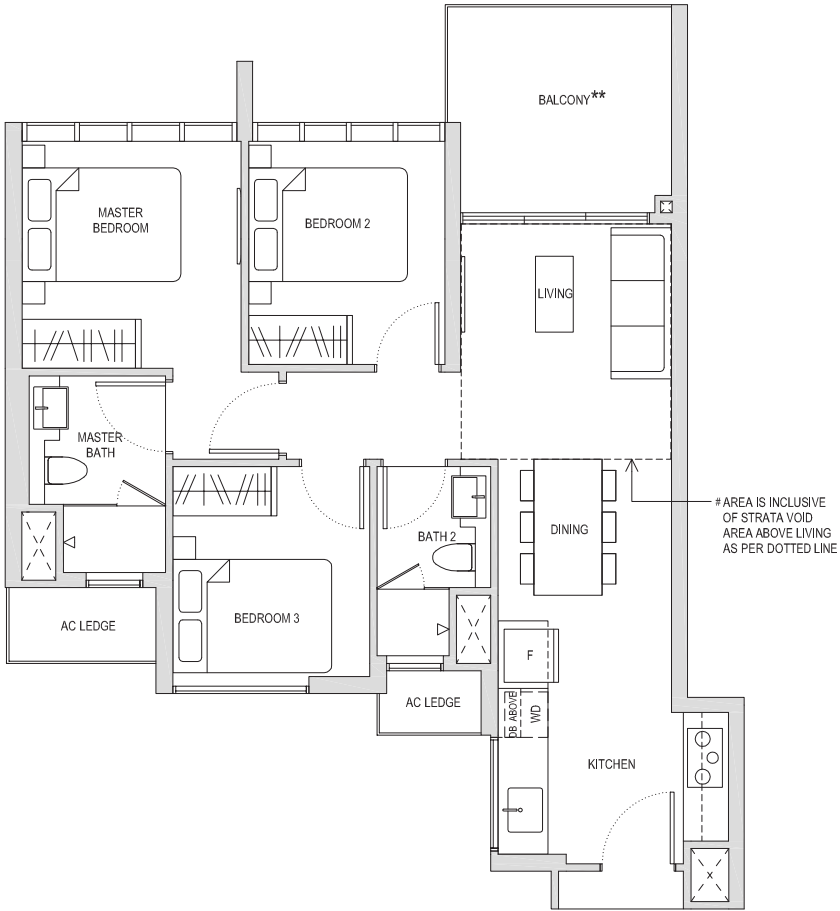
Areas include AC Ledge, Balcony, PES and Strata Void Area (where applicable). Orientations and Fadings will differ depending on the unit you are purchasing, please refer to the key plan. Plans are not drawn to scale and subject to change as may be required or approved by the relevant authorities. All areas are estimates only and are subject to final survey.



Three-Bedroom
Type C1(a)(h)

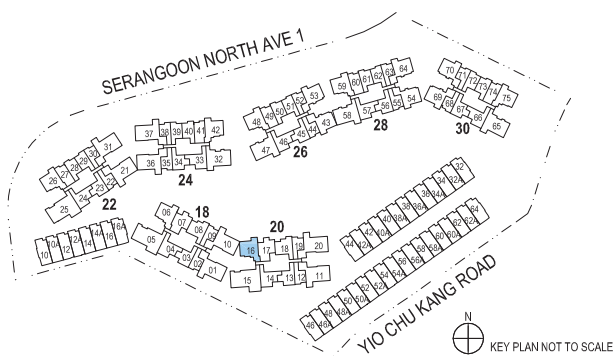
89sqm / 958sqft *

BLOCK 20 #14-16



★★ The PES / balcony shall not be enclosed. Only URA approved balcony screens are to be used. For an illustration of the approved balcony screen, please refer to the diagram annexed hereto as "Annexure 1".

Areas include AC Ledge, Balcony, PES and Strata Void Area (where applicable). Orientations and Fadings will differ depending on the unit you are purchasing, please refer to the key plan. Plans are not drawn to scale and subject to change as may be required or approved by the relevant authorities. All areas are estimates only and are subject to final survey.

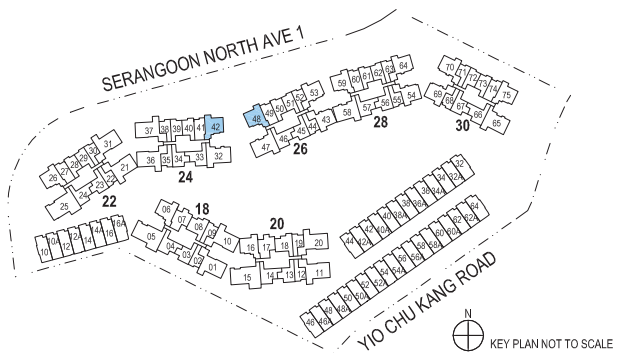
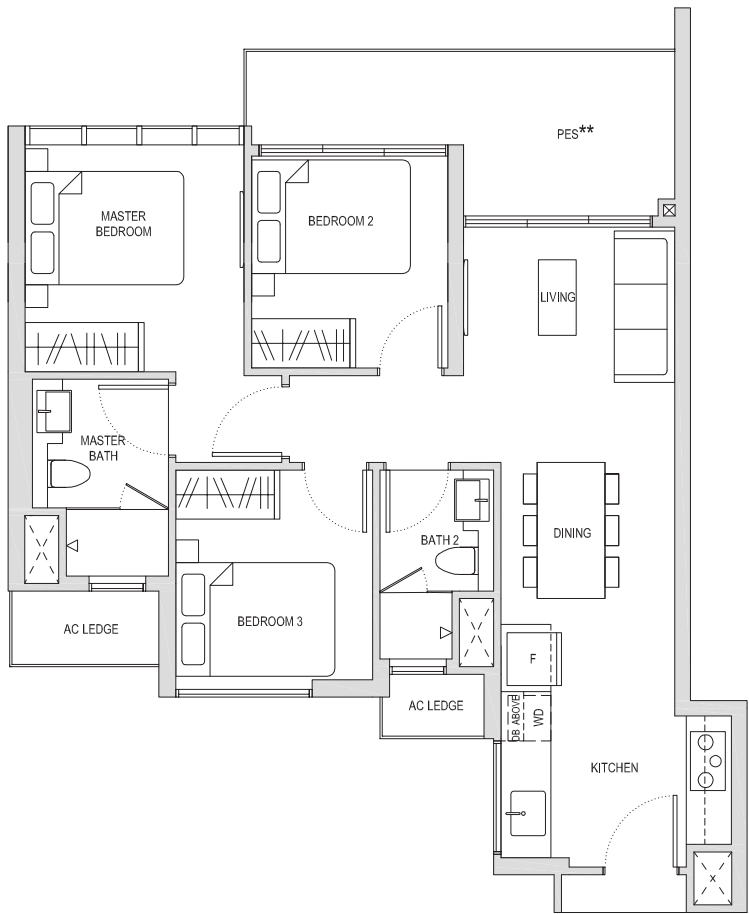


Three-Bedroom
Type C1(b)(PES)

80sqm / 861sqft

BLOCK 24 #01-42*
BLOCK 26 #01-48

* Mirror image



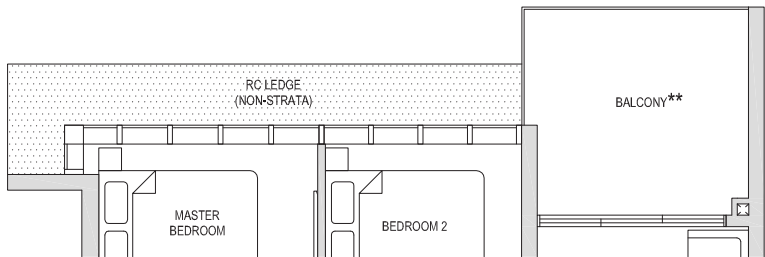
** The PES / balcony shall not be enclosed. Only URA approved balcony screens are to be used. For an illustration of the approved balcony screen, please refer to the diagram annexed hereto as "Annexure 1".

Areas include AC Ledge, Balcony, PES and Strata Void Area (where applicable). Orientations and Fadings will differ depending on the unit you are purchasing, please refer to the key plan. Plans are not drawn to scale and subject to change as may be required or approved by the relevant authorities. All areas are estimates only and are subject to final survey.

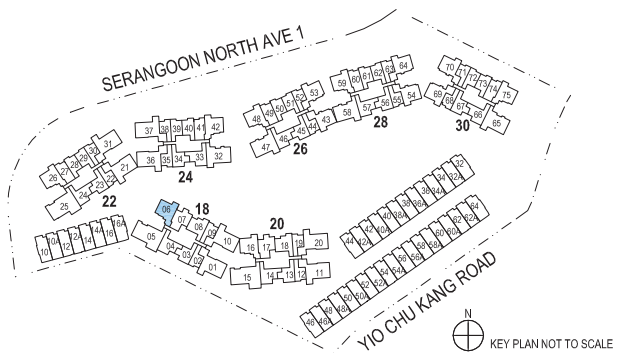
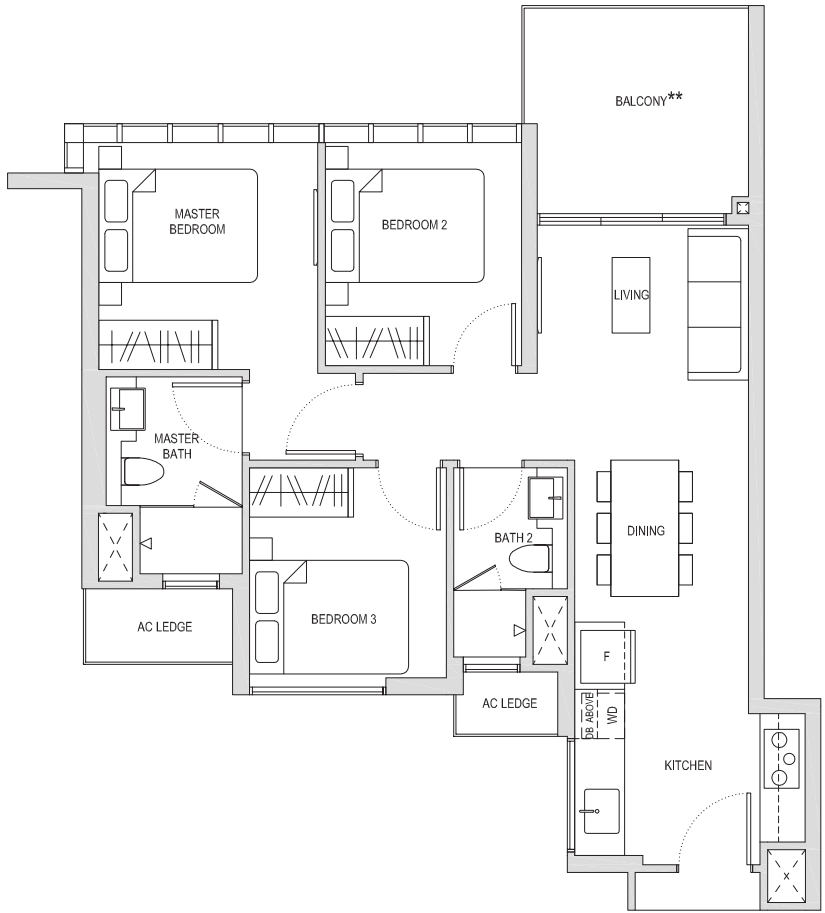
Three-Bedroom
Type C1(b)

79sqm / 850sqft

BLOCK 18 #04-06



BLOCK 18 #05-06 to #13-06



** The PES / balcony shall not be enclosed. Only URA approved balcony screens are to be used. For an illustration of the approved balcony screen, please refer to the diagram annexed hereto as "Annexure 1".

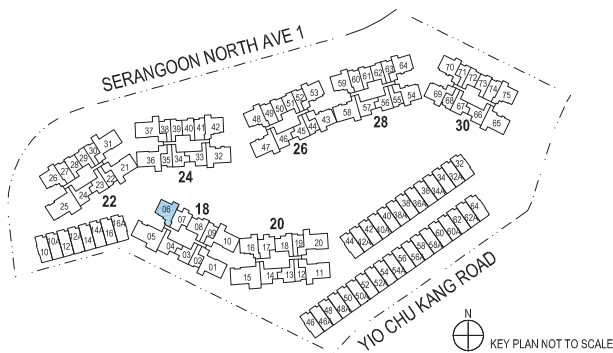
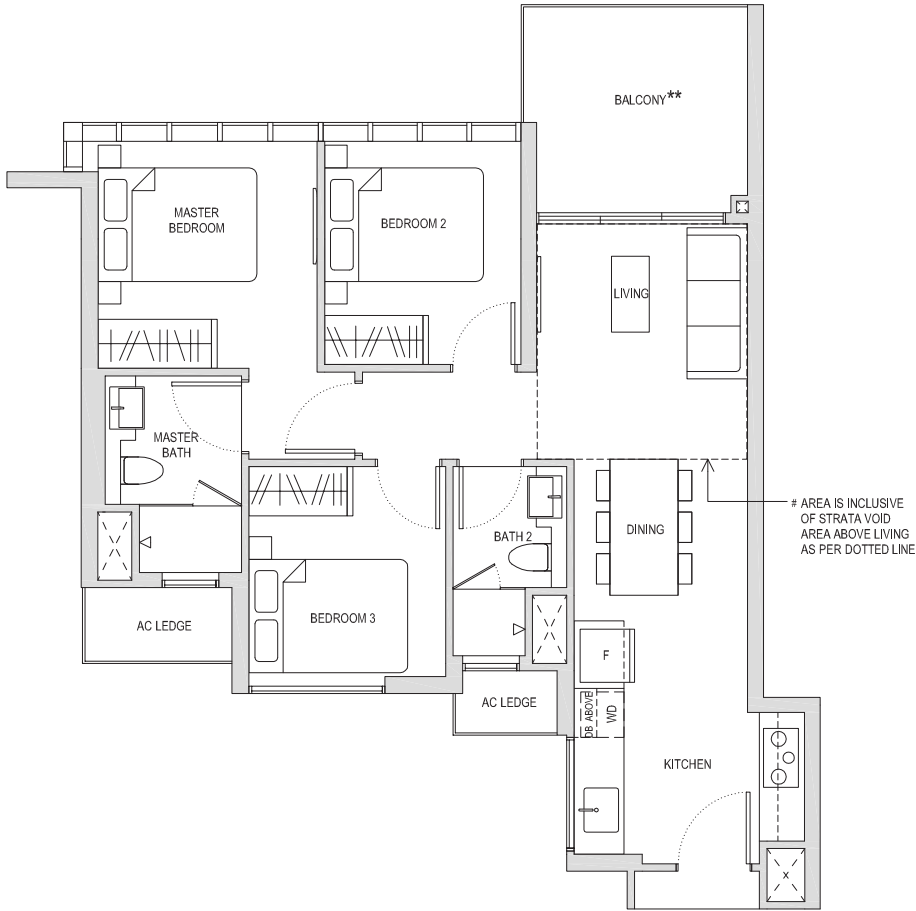
Areas include AC Ledge, Balcony, PES and Strata Void Area (where applicable). Orientations and Fadings will differ depending on the unit you are purchasing, please refer to the key plan. Plans are not drawn to scale and subject to change as may be required or approved by the relevant authorities. All areas are estimates only and are subject to final survey.

Three-Bedroom

Type C1(b)(h)

89sqm / 958sqft *

BLOCK 18 #14-06



★★ The PES / balcony shall not be enclosed. Only URA approved balcony screens are to be used. For an illustration of the approved balcony screen, please refer to the diagram annexed hereto as "Annexure 1".

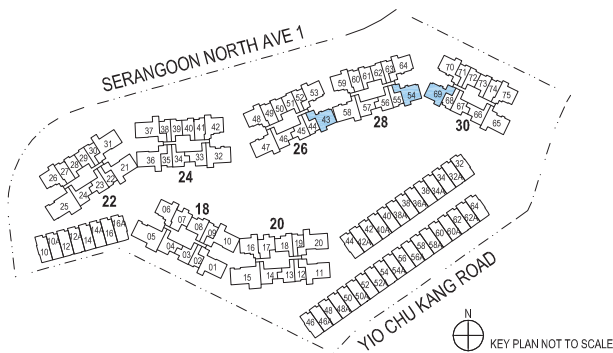
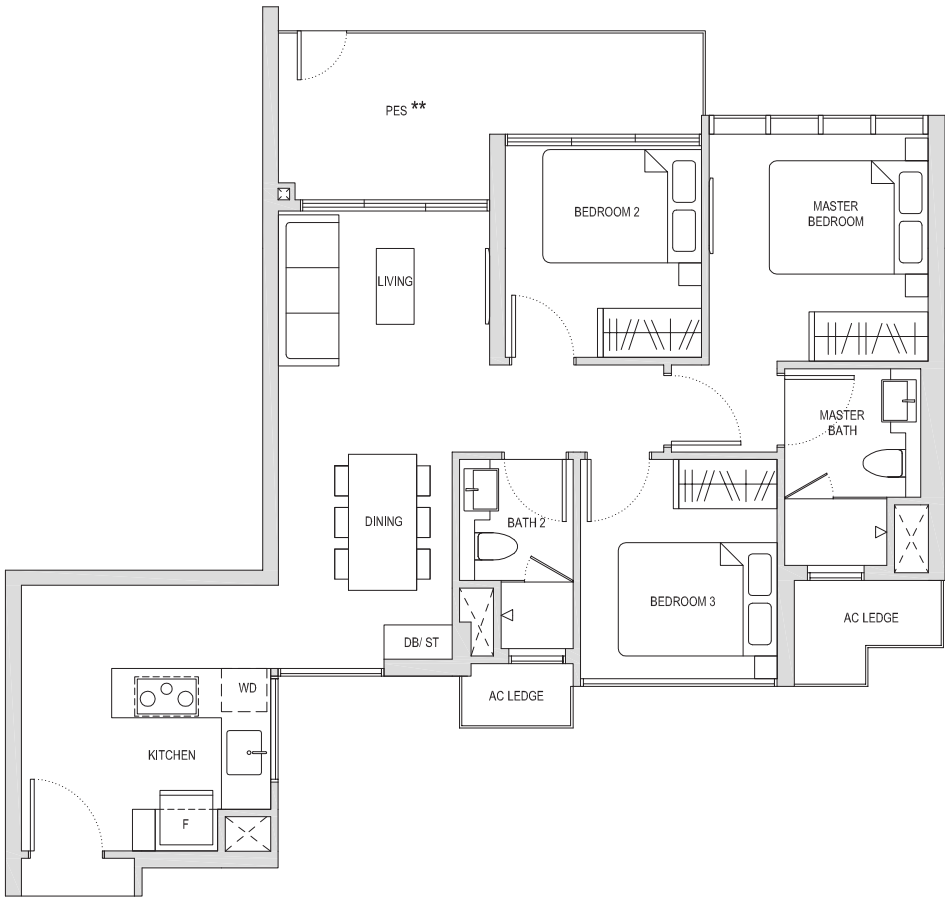
Areas include AC Ledge, Balcony, PES and Strata Void Area (where applicable). Orientations and Fadings will differ depending on the unit you are purchasing, please refer to the key plan. Plans are not drawn to scale and subject to change as may be required or approved by the relevant authorities. All areas are estimates only and are subject to final survey.

Three-Bedroom

Type C2(PES)

86sqm / 926sqft

BLOCK 26 #01-43*
BLOCK 28 #01-54*
BLOCK 30 #01-69
★ Mirror image



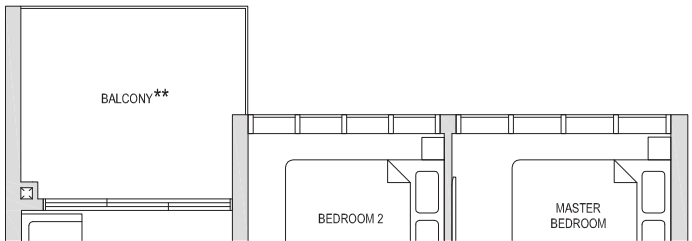
★★ The PES / balcony shall not be enclosed. Only URA approved balcony screens are to be used. For an illustration of the approved balcony screen, please refer to the diagram annexed hereto as "Annexure 1".

Areas include AC Ledge, Balcony, PES and Strata Void Area (where applicable). Orientations and Fadings will differ depending on the unit you are purchasing, please refer to the key plan. Plans are not drawn to scale and subject to change as may be required or approved by the relevant authorities. All areas are estimates only and are subject to final survey.

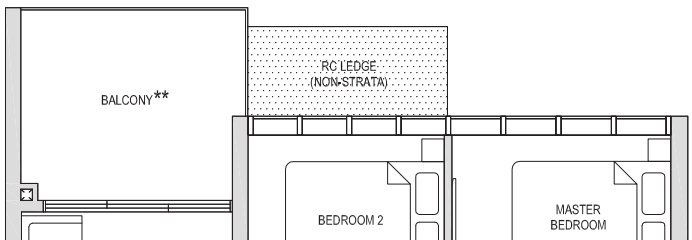
Three-Bedroom
Type C2

84sqm / 904sqft

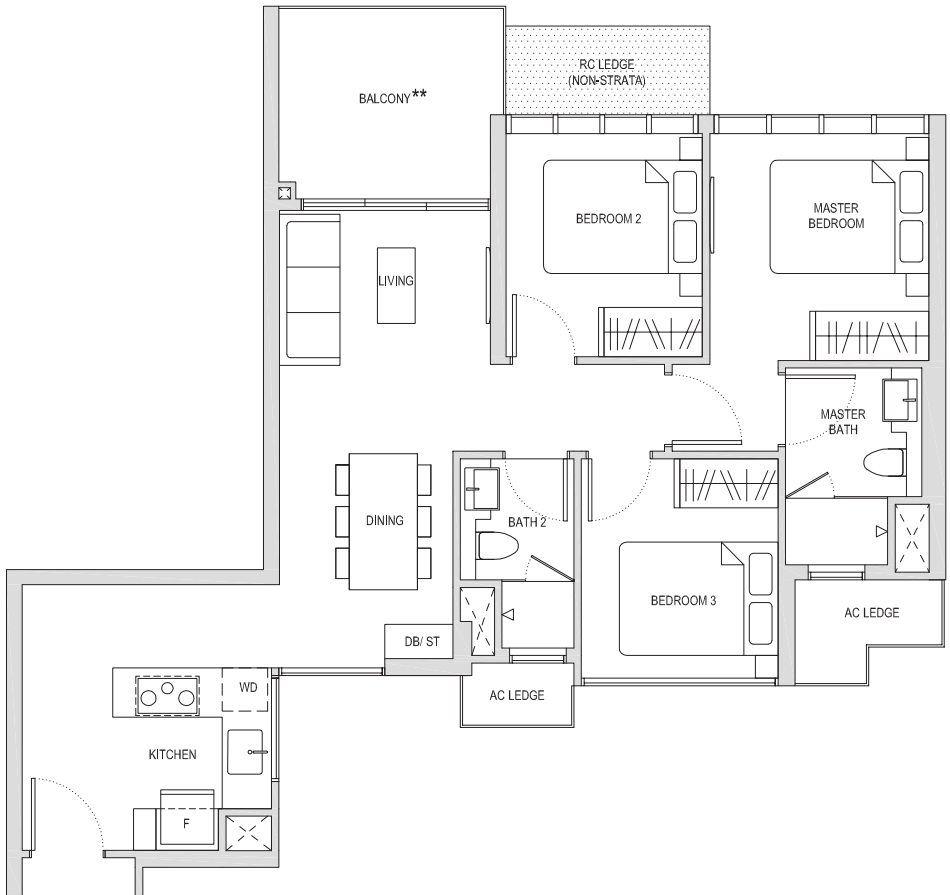
BLOCK 26 #03-43*
BLOCK 30 #03-69
★ Mirror image



BLOCK 26 #02-53
BLOCK 28 #02-54*
BLOCK 30 #02-70*
★ Mirror image

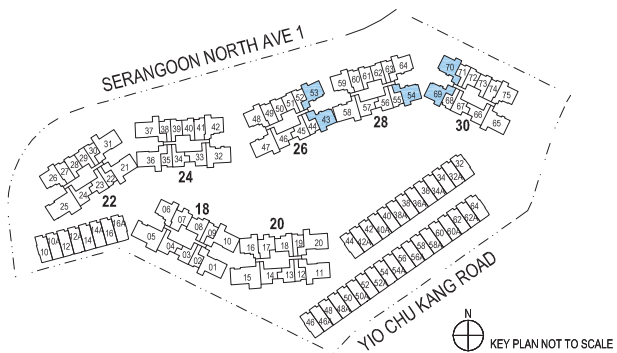


BLOCK 26 #02-43*
BLOCK 30 #02-69
★ Mirror image



★★ The PES / balcony shall not be enclosed. Only URA approved balcony screens are to be used. For an illustration of the approved balcony screen, please refer to the diagram annexed hereto as "Annexure 1".

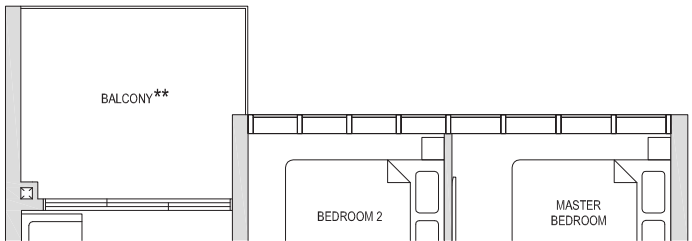
Areas include AC Ledge, Balcony, PES and Strata Void Area (where applicable). Orientations and Fadings will differ depending on the unit you are purchasing, please refer to the key plan. Plans are not drawn to scale and subject to change as may be required or approved by the relevant authorities. All areas are estimates only and are subject to final survey.



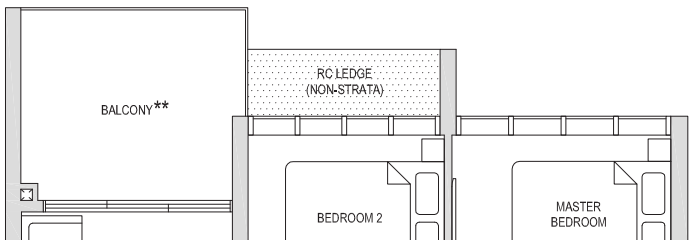
Three-Bedroom
Type C2

84sqm / 904sqft

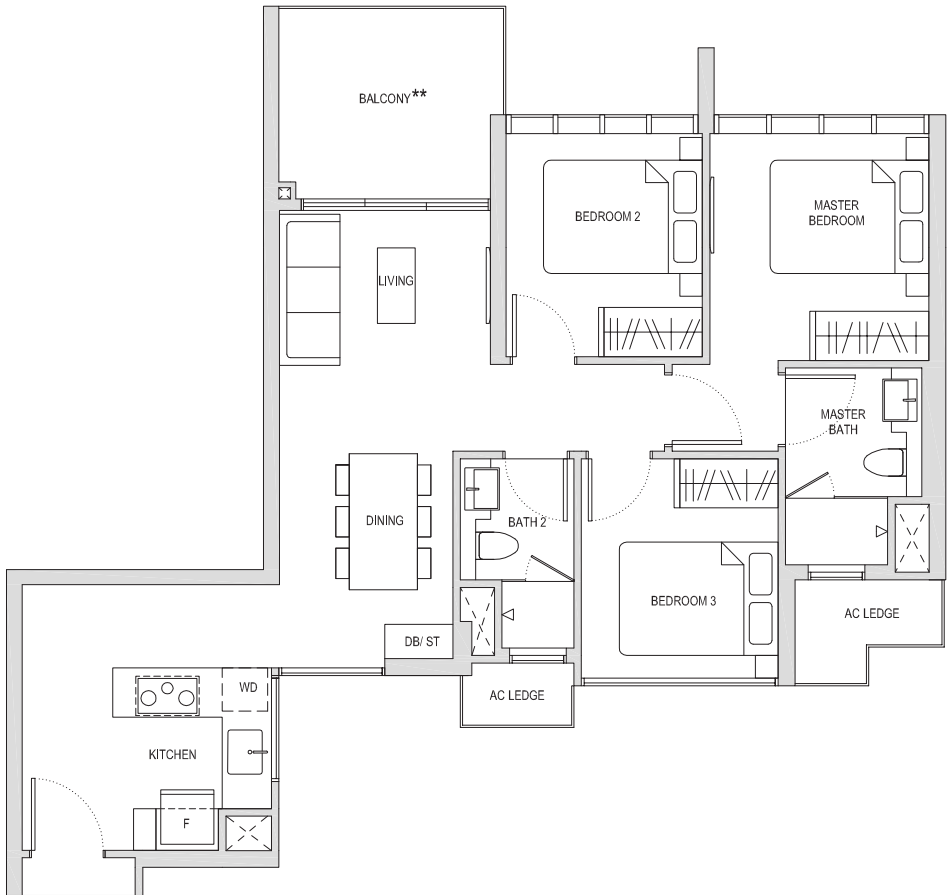
BLOCK 26 #03-53
BLOCK 28 #03-54*
BLOCK 28 #03-64
BLOCK 30 #03-70*
★ Mirror image



BLOCK 26 #04-43*
BLOCK 30 #04-69
★ Mirror image

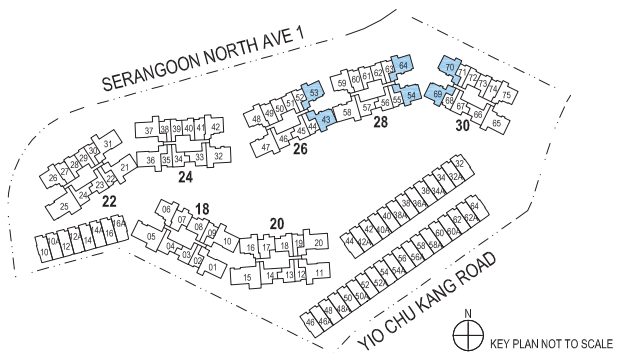


BLOCK 26 #05-43* to #13-43*
BLOCK 30 #05-69 to #13-69
★ Mirror image



★★ The PES / balcony shall not be enclosed. Only URA approved balcony screens are to be used. For an illustration of the approved balcony screen, please refer to the diagram annexed hereto as "Annexure 1".

Areas include AC Ledge, Balcony, PES and Strata Void Area (where applicable). Orientations and Fadings will differ depending on the unit you are purchasing, please refer to the key plan. Plans are not drawn to scale and subject to change as may be required or approved by the relevant authorities. All areas are estimates only and are subject to final survey.



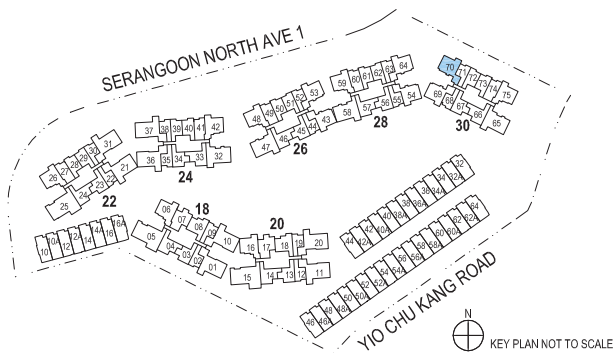
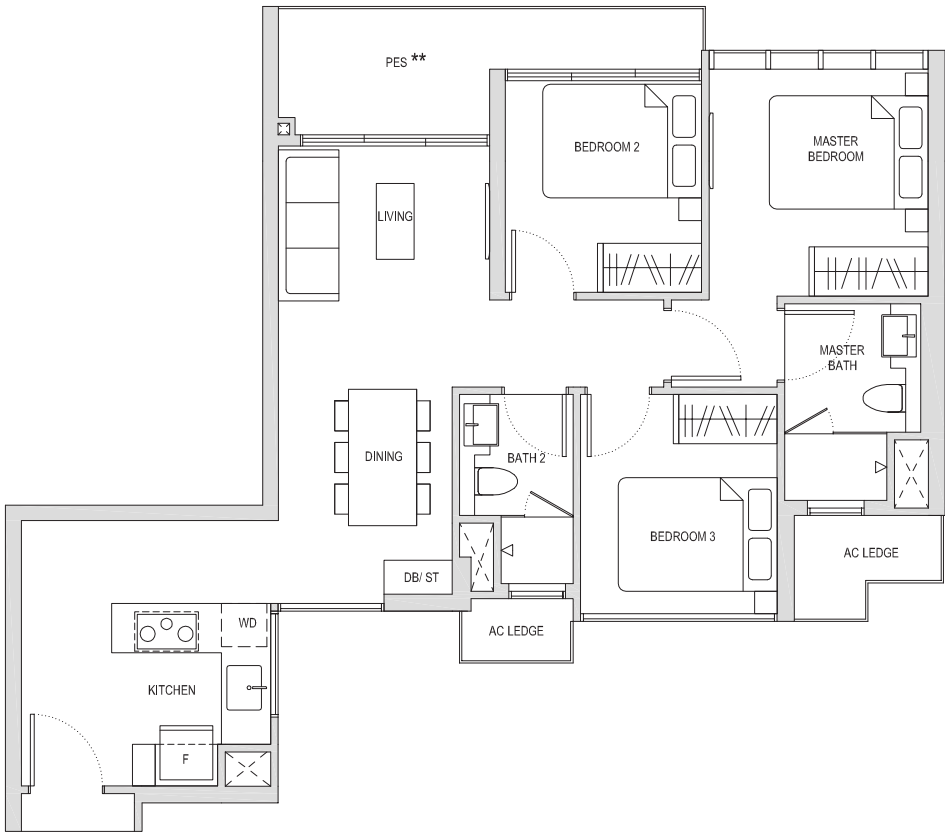
Three-Bedroom

Type C2(a)(PES)

83sqm / 893sqft

BLOCK 30 #01-70*

* Mirror image



** The PES / balcony shall not be enclosed. Only URA approved balcony screens are to be used. For an illustration of the approved balcony screen, please refer to the diagram annexed hereto as "Annexure 1".

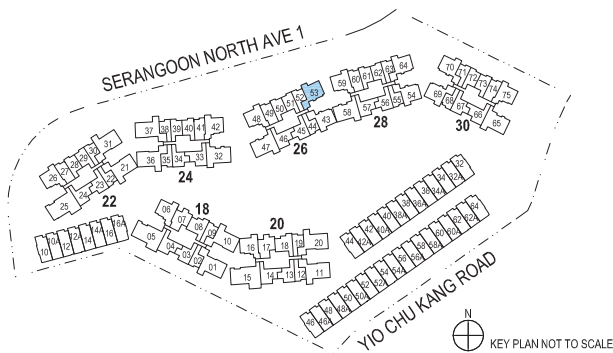
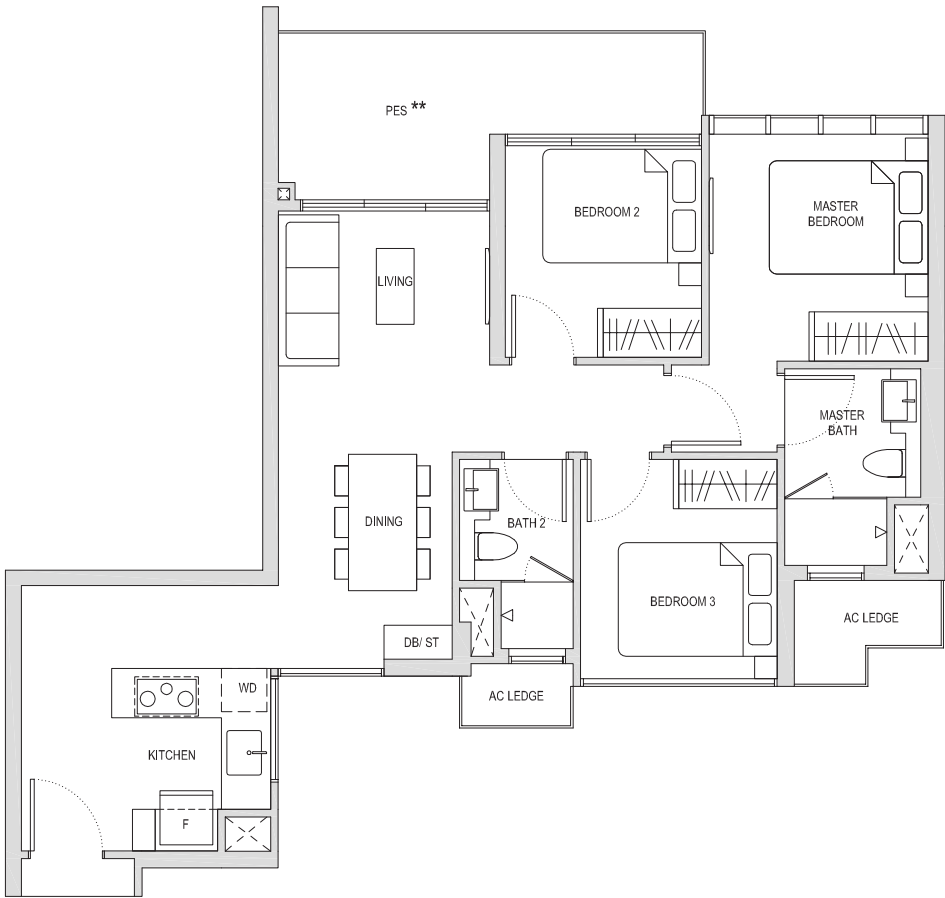
Areas include AC Ledge, Balcony, PES and Strata Void Area (where applicable). Orientations and Fadings will differ depending on the unit you are purchasing, please refer to the key plan. Plans are not drawn to scale and subject to change as may be required or approved by the relevant authorities. All areas are estimates only and are subject to final survey.

Three-Bedroom

Type C2(b)(PES)

86sqm / 926sqft

BLOCK 26 #01-53



** The PES / balcony shall not be enclosed. Only URA approved balcony screens are to be used. For an illustration of the approved balcony screen, please refer to the diagram annexed hereto as "Annexure 1".

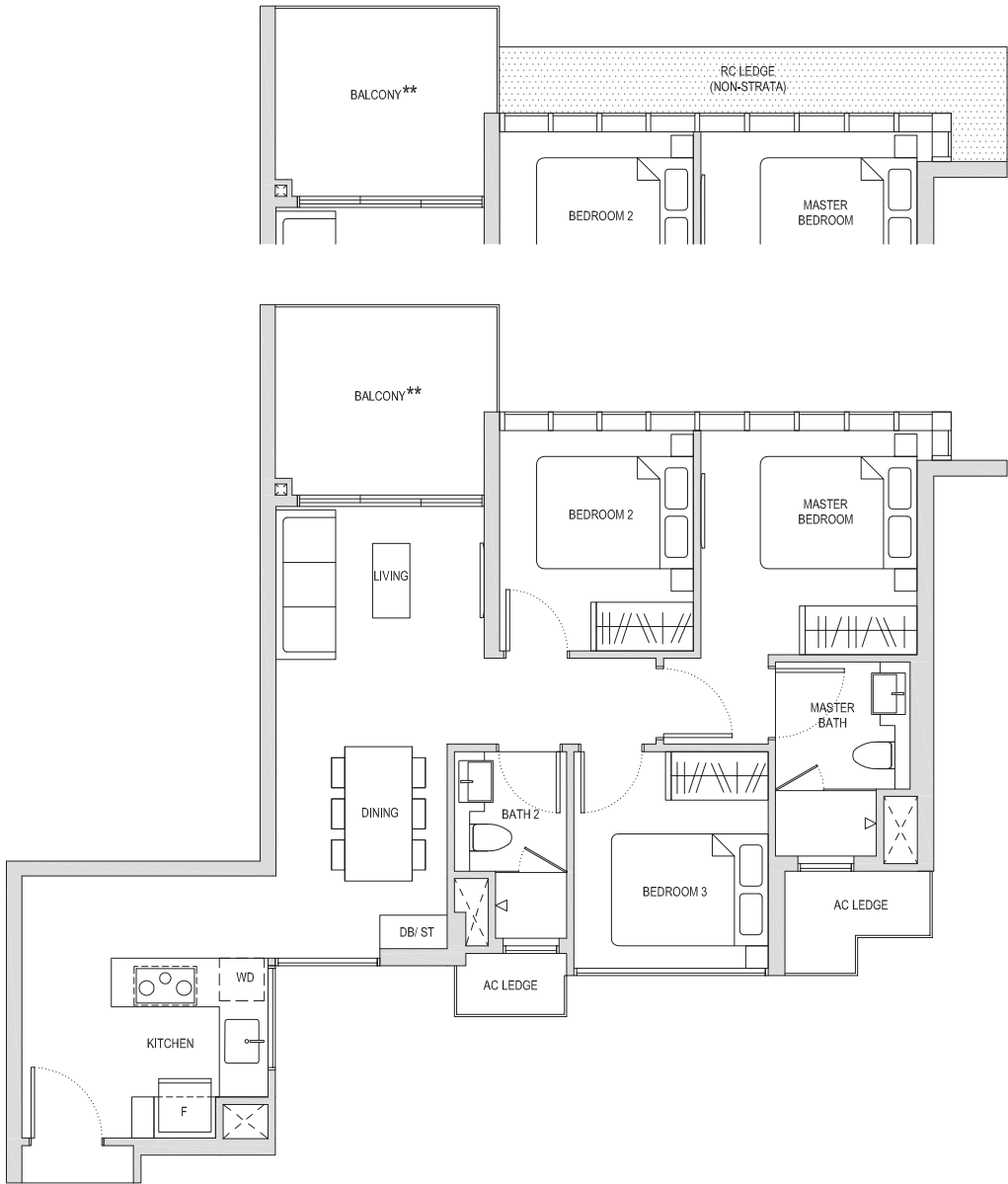
Areas include AC Ledge, Balcony, PES and Strata Void Area (where applicable). Orientations and Fadings will differ depending on the unit you are purchasing, please refer to the key plan. Plans are not drawn to scale and subject to change as may be required or approved by the relevant authorities. All areas are estimates only and are subject to final survey.

Three-Bedroom
Type C2(b)

84sqm / 904sqft

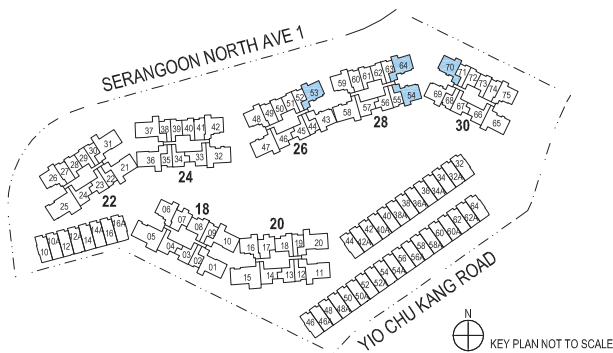
BLOCK 26 #04-53
BLOCK 28 #04-54*
BLOCK 28 #04-64
BLOCK 30 #04-70*

* Mirror image



BLOCK 26 #05-53 to #13-53
BLOCK 28 #05-54* to #13-54*
BLOCK 28 #05-64 to #13-64
BLOCK 30 #05-70* to #13-70*

* Mirror image



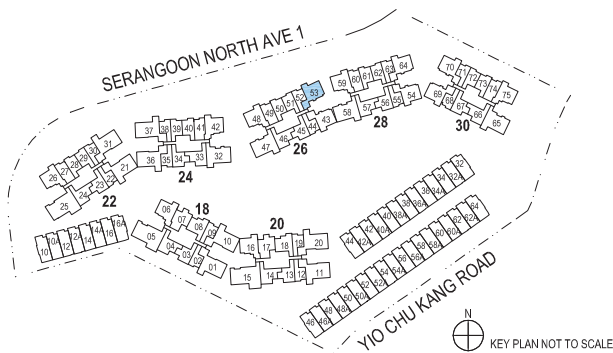
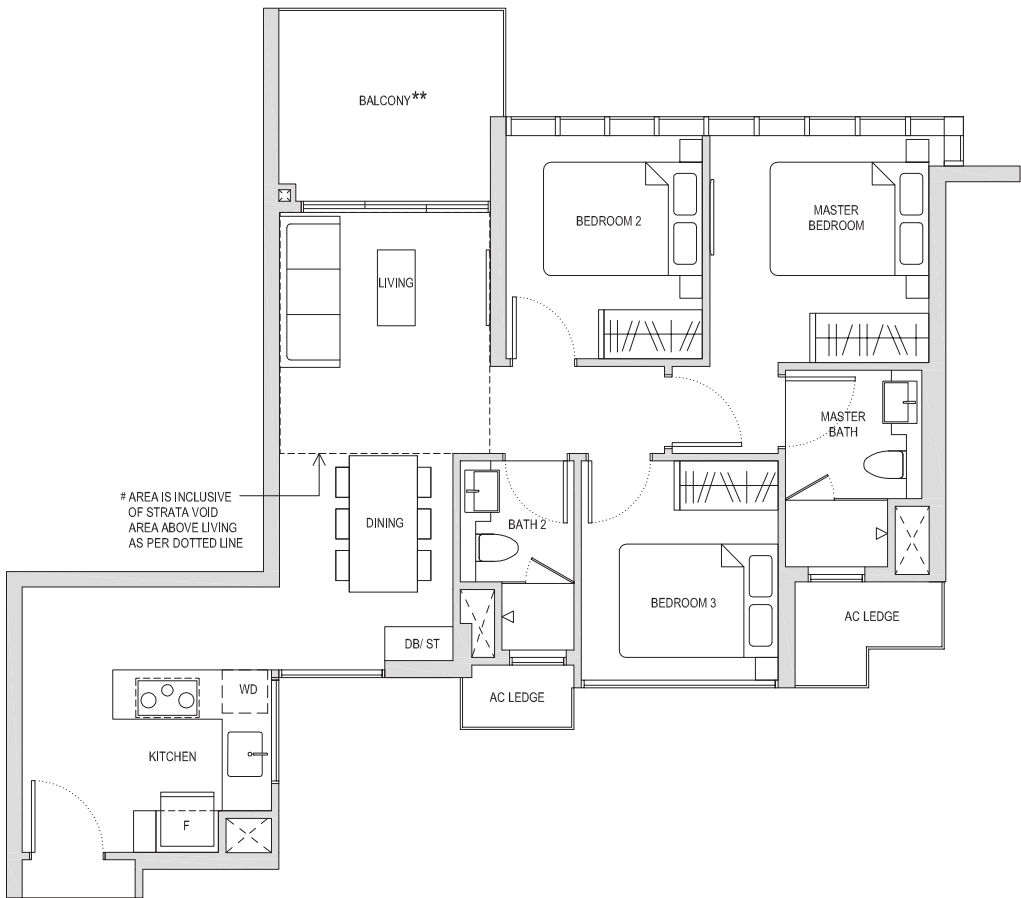
** The PES / balcony shall not be enclosed. Only URA approved balcony screens are to be used. For an illustration of the approved balcony screen, please refer to the diagram annexed hereto as "Annexure 1".

Areas include AC Ledge, Balcony, PES and Strata Void Area (where applicable). Orientations and Fadings will differ depending on the unit you are purchasing, please refer to the key plan. Plans are not drawn to scale and subject to change as may be required or approved by the relevant authorities. All areas are estimates only and are subject to final survey.

Three-Bedroom
Type C2(b)(h)

94sqm / 1012sqft #

BLOCK 26 #14-53



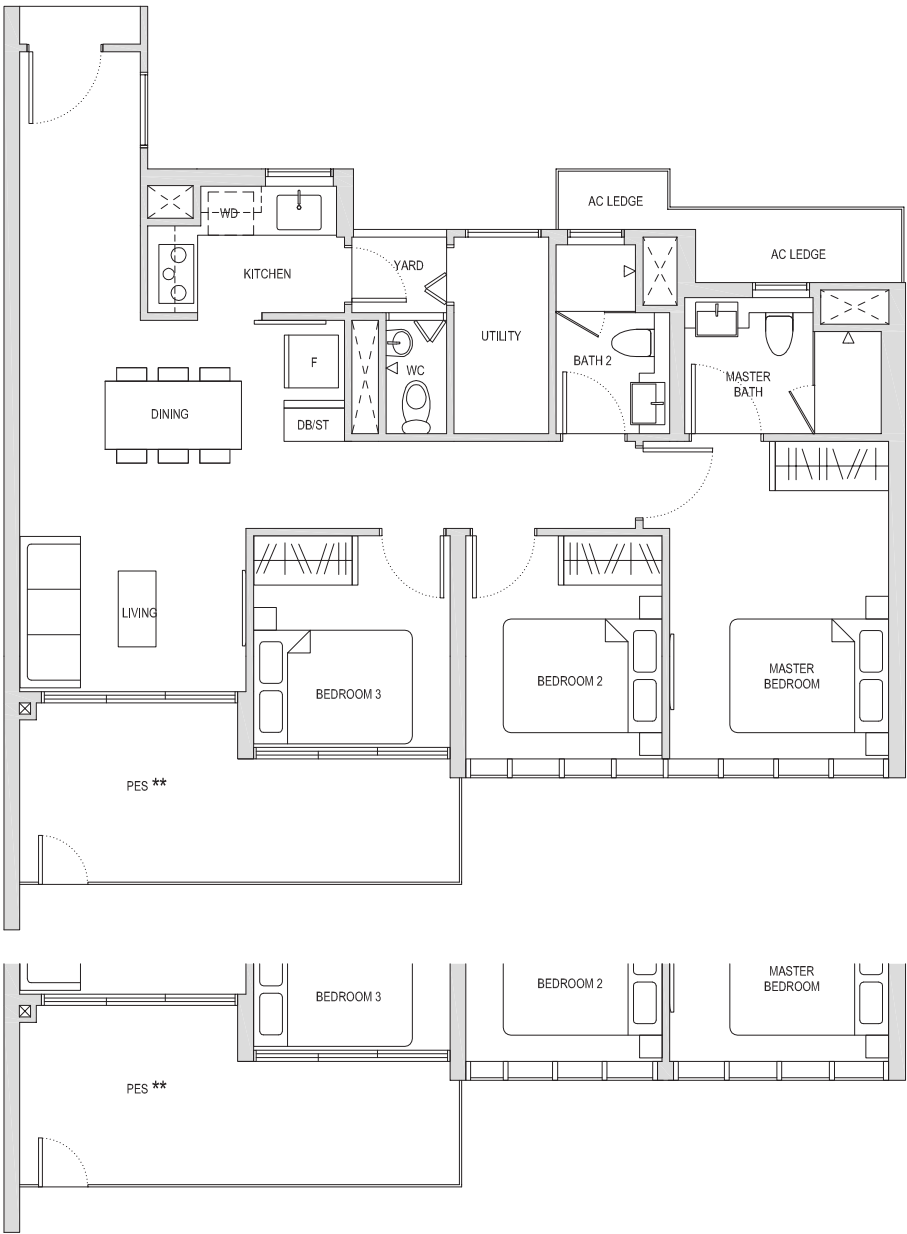
** The PES / balcony shall not be enclosed. Only URA approved balcony screens are to be used. For an illustration of the approved balcony screen, please refer to the diagram annexed hereto as "Annexure 1".

Areas include AC Ledge, Balcony, PES and Strata Void Area (where applicable). Orientations and Fadings will differ depending on the unit you are purchasing, please refer to the key plan. Plans are not drawn to scale and subject to change as may be required or approved by the relevant authorities. All areas are estimates only and are subject to final survey.

Three-Bedroom Premium
Type CP1(PES)

102sqm / 1098sqft

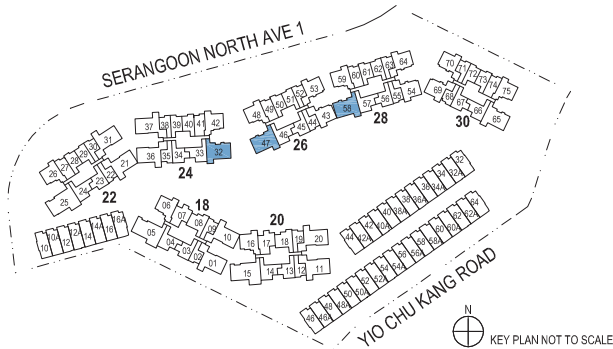
BLOCK 24 #01-32
BLOCK 26 #01-47*
★ Mirror image



BLOCK 28 #01-58*
★ Mirror image

★★ The PES / balcony shall not be enclosed. Only URA approved balcony screens are to be used. For an illustration of the approved balcony screen, please refer to the diagram annexed hereto as "Annexure 1".

Areas include AC Ledge, Balcony, PES and Strata Void Area (where applicable). Orientations and Fadings will differ depending on the unit you are purchasing, please refer to the key plan. Plans are not drawn to scale and subject to change as may be required or approved by the relevant authorities. All areas are estimates only and are subject to final survey.



Three-Bedroom Premium
Type CP1

100sqm / 1076sqft

BLOCK 24 #02-32
BLOCK 26 #02-47*
★ Mirror image

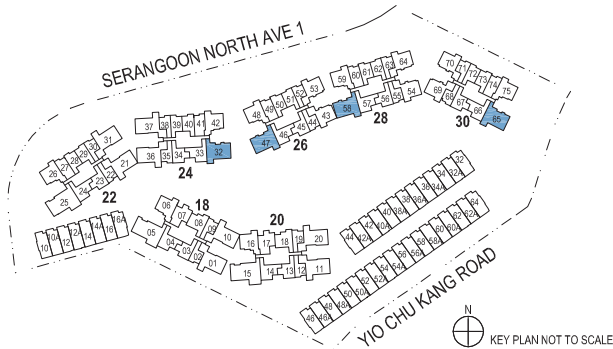


BLOCK 28 #02-58*
★ Mirror image

BLOCK 24 #03-32
BLOCK 26 #03-47*
BLOCK 30 #03-65
★ Mirror image

★★ The PES / balcony shall not be enclosed. Only URA approved balcony screens are to be used. For an illustration of the approved balcony screen, please refer to the diagram annexed hereto as "Annexure 1".

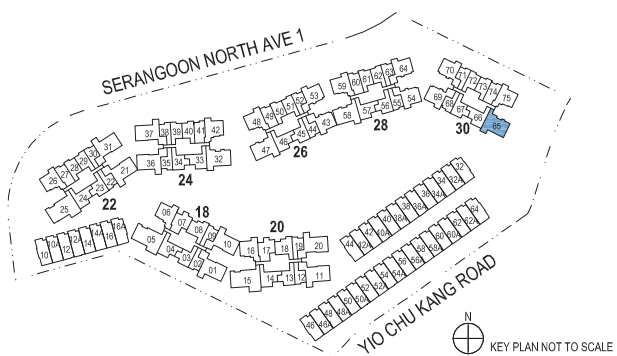
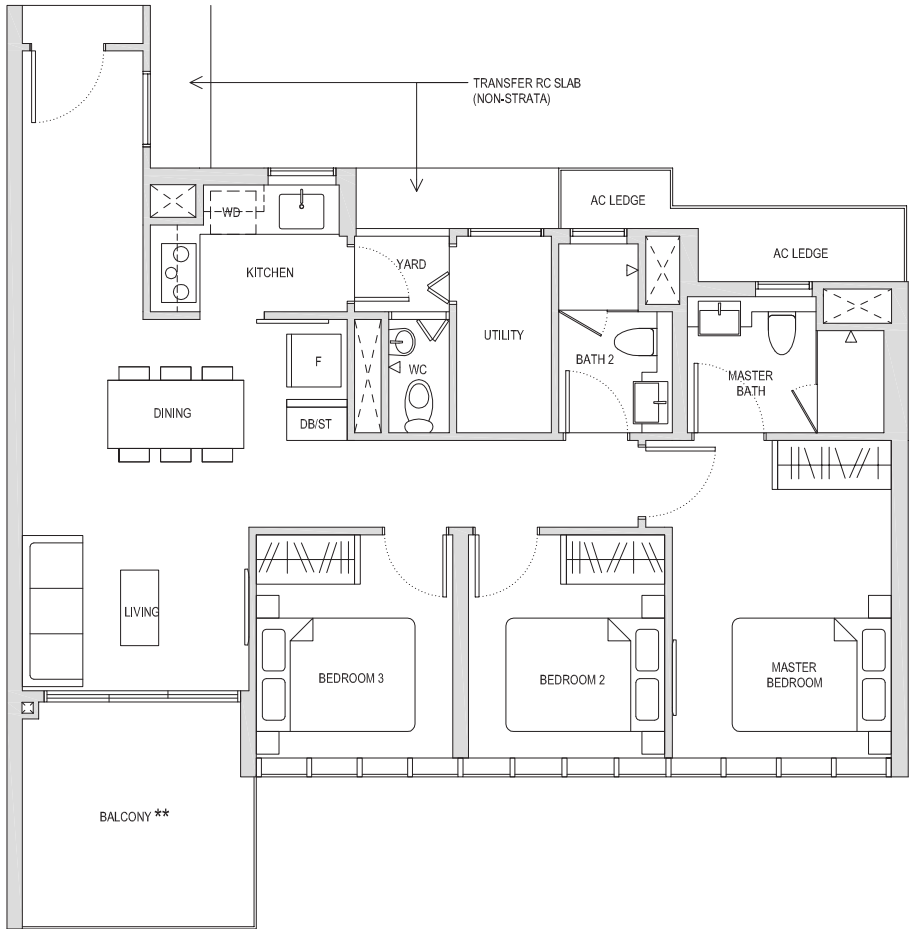
Areas include AC Ledge, Balcony, PES and Strata Void Area (where applicable). Orientations and Fadings will differ depending on the unit you are purchasing, please refer to the key plan. Plans are not drawn to scale and subject to change as may be required or approved by the relevant authorities. All areas are estimates only and are subject to final survey.



Three-Bedroom Premium
Type CP1

100sqm / 1076sqft

BLOCK 30 #02-65



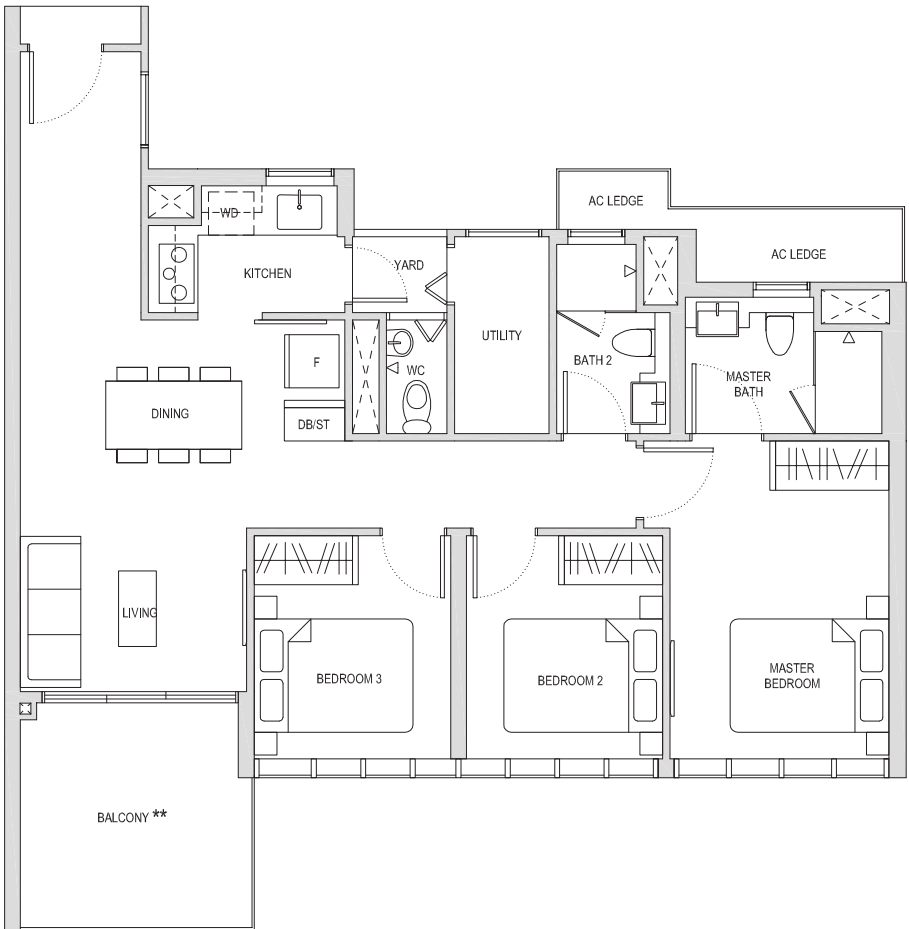
★★ The PES / balcony shall not be enclosed. Only URA approved balcony screens are to be used. For an illustration of the approved balcony screen, please refer to the diagram annexed hereto as "Annexure 1".

Areas include AC Ledge, Balcony, PES and Strata Void Area (where applicable). Orientations and Fadings will differ depending on the unit you are purchasing, please refer to the key plan. Plans are not drawn to scale and subject to change as may be required or approved by the relevant authorities. All areas are estimates only and are subject to final survey.

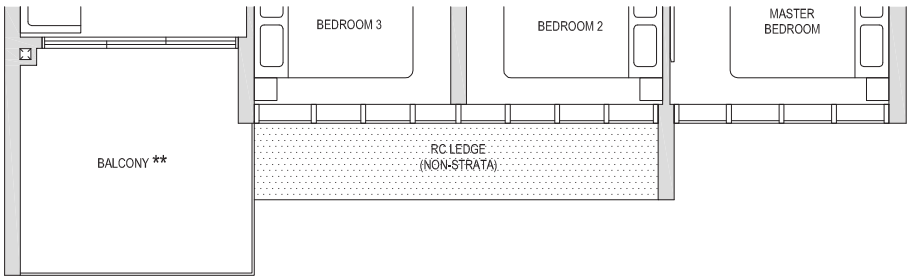
Three-Bedroom Premium
Type CP1

100sqm / 1076sqft

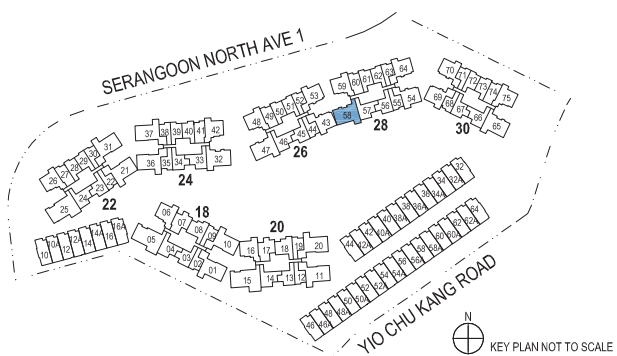
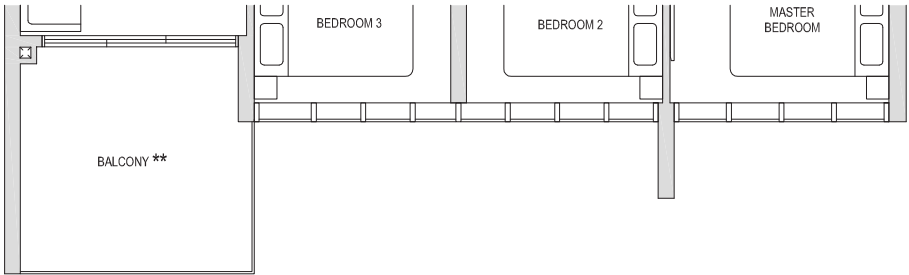
BLOCK 28 #03-58*
★ Mirror image



BLOCK 28 #04-58*
★ Mirror image



BLOCK 28 #05-58* to #13-58*
★ Mirror image



★★ The PES / balcony shall not be enclosed. Only URA approved balcony screens are to be used. For an illustration of the approved balcony screen, please refer to the diagram annexed hereto as "Annexure 1".

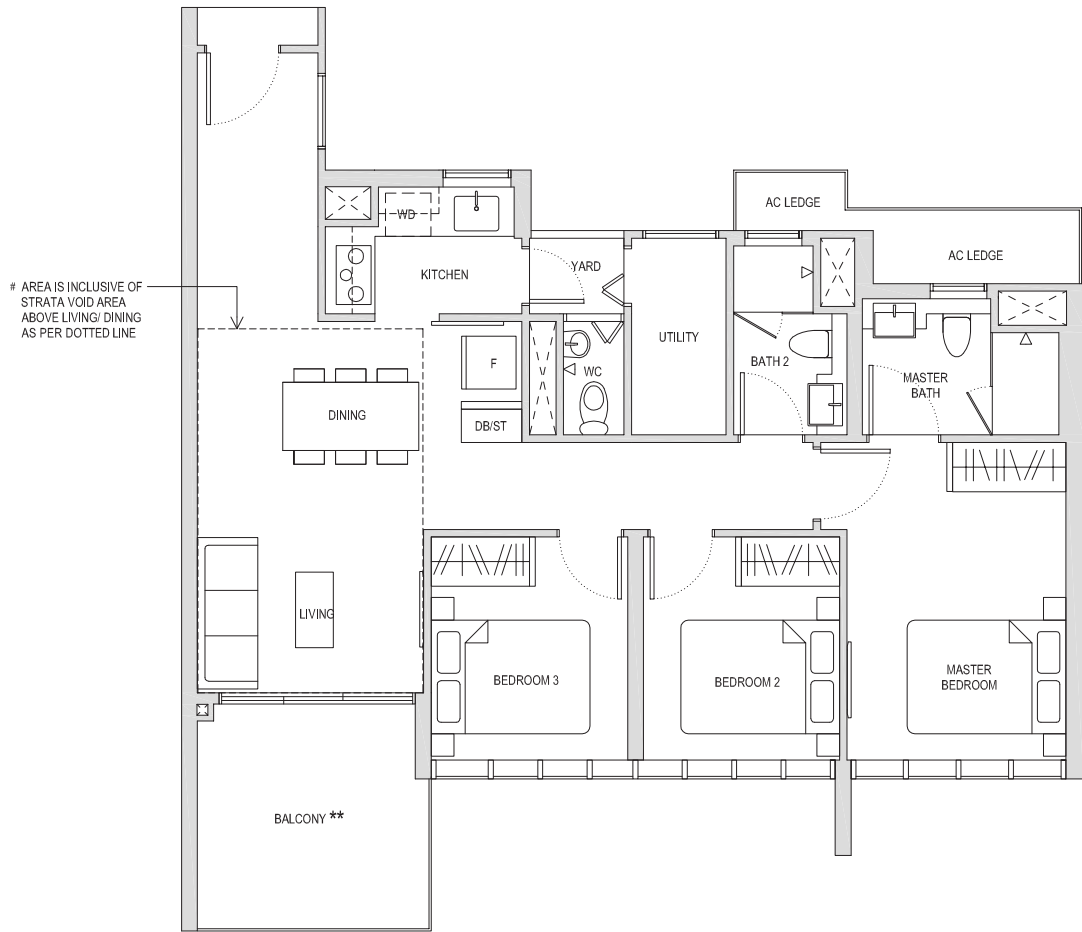
Areas include AC Ledge, Balcony, PES and Strata Void Area (where applicable). Orientations and Fadings will differ depending on the unit you are purchasing, please refer to the key plan. Plans are not drawn to scale and subject to change as may be required or approved by the relevant authorities. All areas are estimates only and are subject to final survey.

Three-Bedroom Premium
Type CP1(h)

116sqm / 1249sqft *

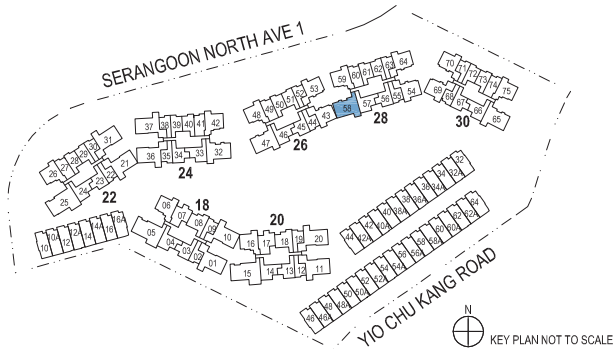
BLOCK 28 #14-58*

★ Mirror image



★★ The PES / balcony shall not be enclosed. Only URA approved balcony screens are to be used. For an illustration of the approved balcony screen, please refer to the diagram annexed hereto as "Annexure 1".

Areas include AC Ledge, Balcony, PES and Strata Void Area (where applicable). Orientations and Fadings will differ depending on the unit you are purchasing, please refer to the key plan. Plans are not drawn to scale and subject to change as may be required or approved by the relevant authorities. All areas are estimates only and are subject to final survey.



Three-Bedroom Premium
Type CP1(a)

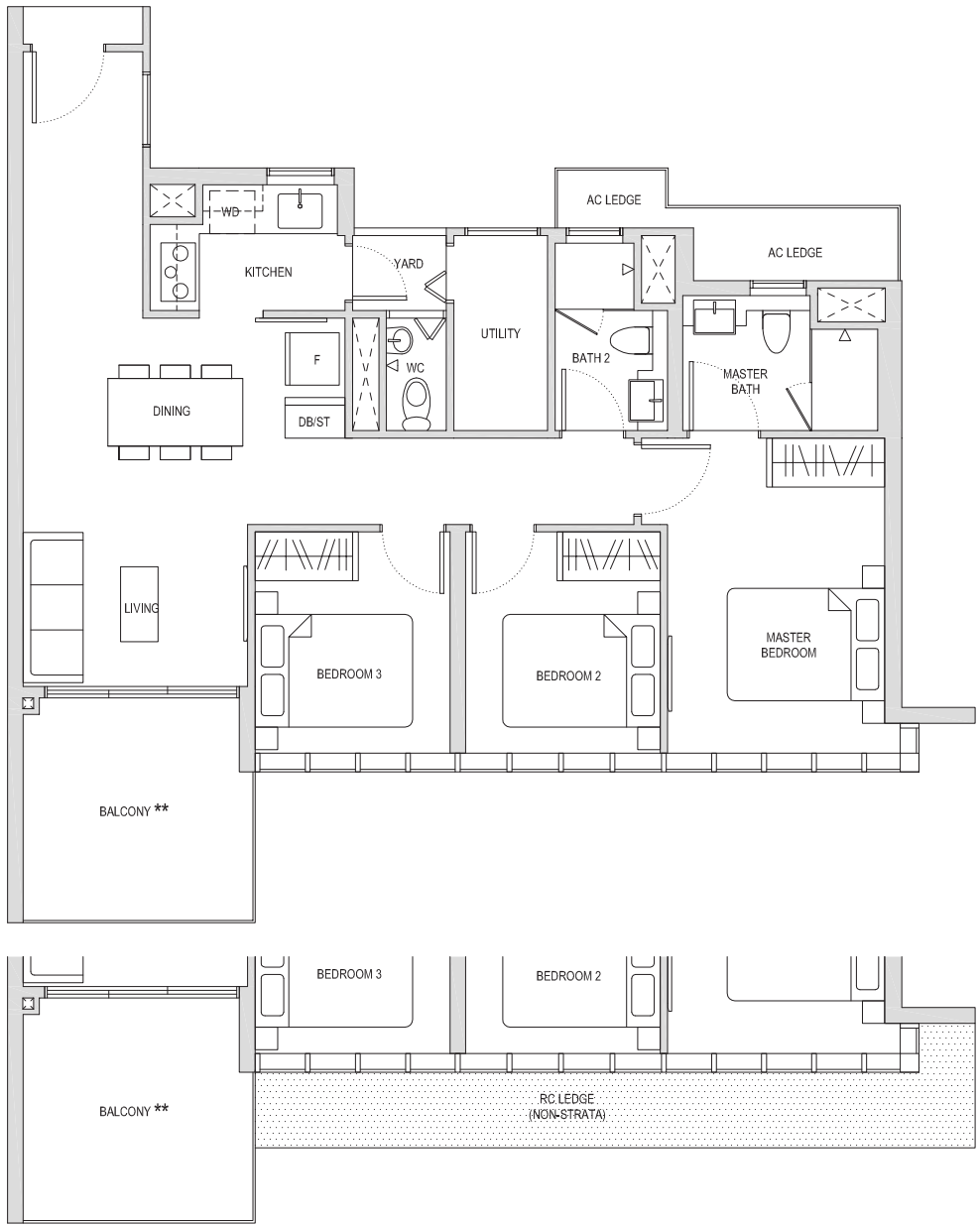
100sqm / 1076sqft

BLOCK 24 #05-32 to #13-32

BLOCK 26 #05-47* to #13-47*

BLOCK 30 #05-65 to #13-65

★ Mirror image



BLOCK 24 #04-32

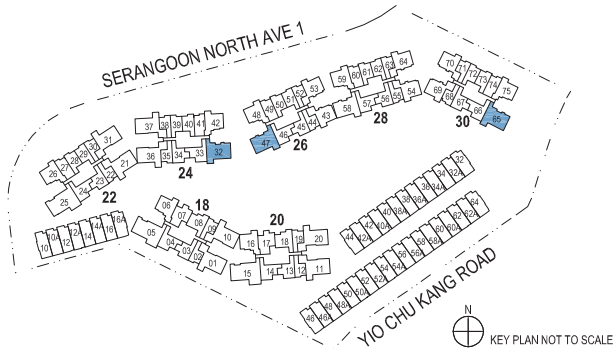
BLOCK 26 #04-47*

BLOCK 30 #04-65

★ Mirror image

★★ The PES / balcony shall not be enclosed. Only URA approved balcony screens are to be used. For an illustration of the approved balcony screen, please refer to the diagram annexed hereto as "Annexure 1".

Areas include AC Ledge, Balcony, PES and Strata Void Area (where applicable). Orientations and Fadings will differ depending on the unit you are purchasing, please refer to the key plan. Plans are not drawn to scale and subject to change as may be required or approved by the relevant authorities. All areas are estimates only and are subject to final survey.

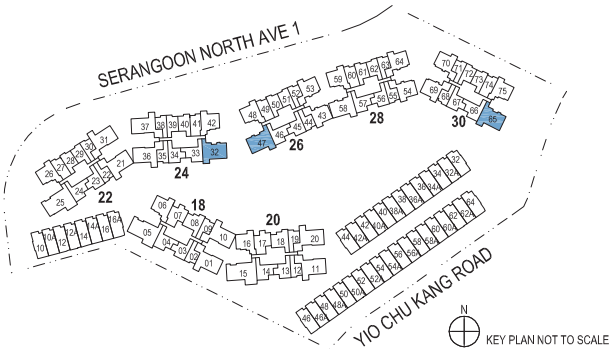
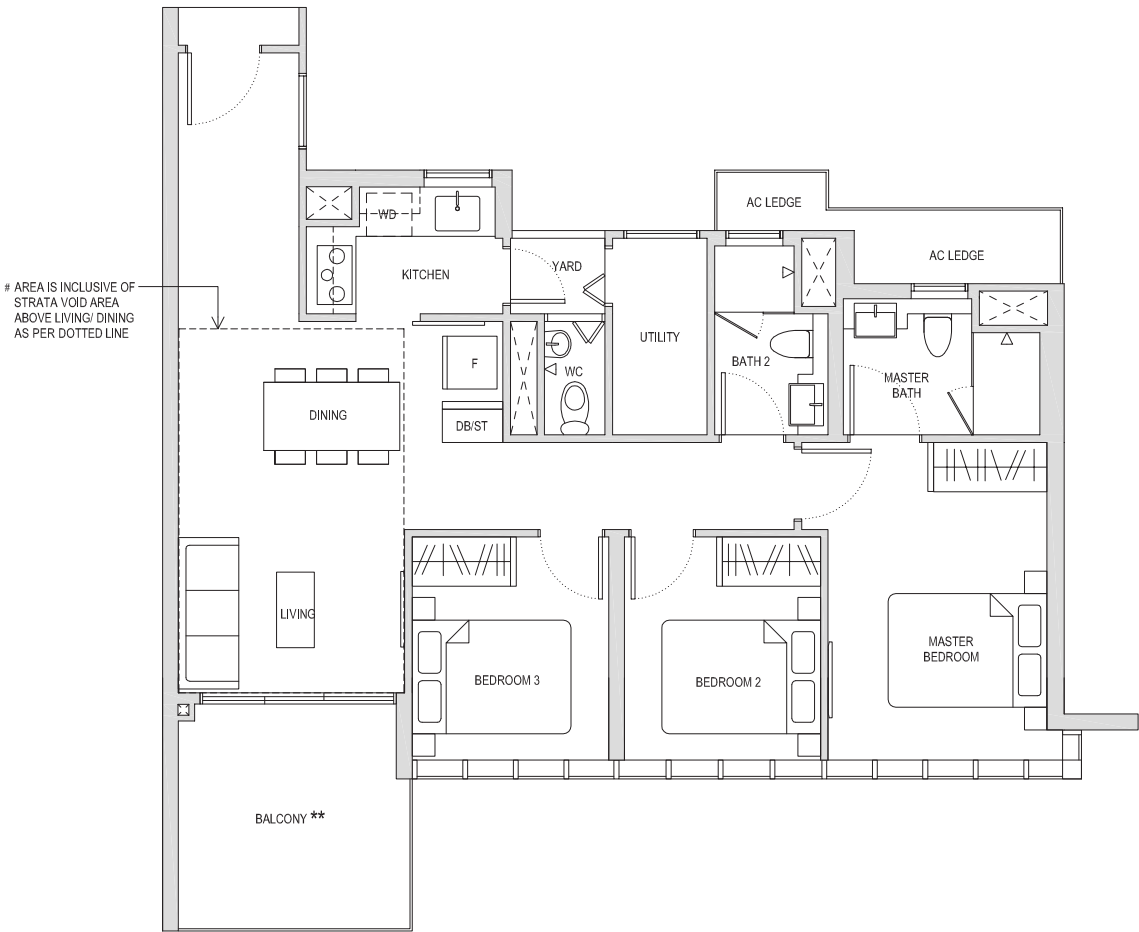


Three-Bedroom Premium
Type CP1(a)(h)

116sqm / 1249sqft *

BLOCK 24 #14-32
BLOCK 26 #14-47*
BLOCK 30 #14-65

* Mirror image



** The PES / balcony shall not be enclosed. Only URA approved balcony screens are to be used. For an illustration of the approved balcony screen, please refer to the diagram annexed hereto as "Annexure 1".

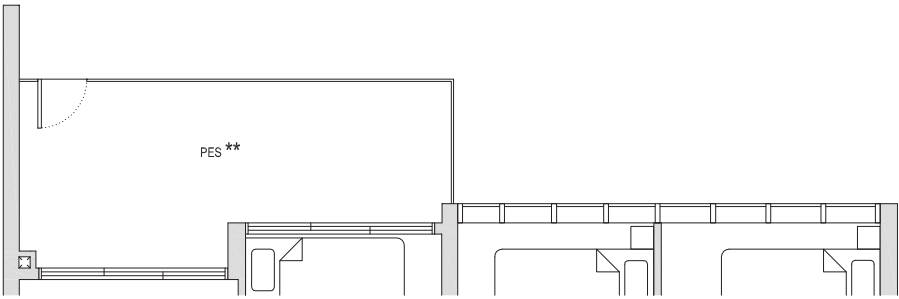
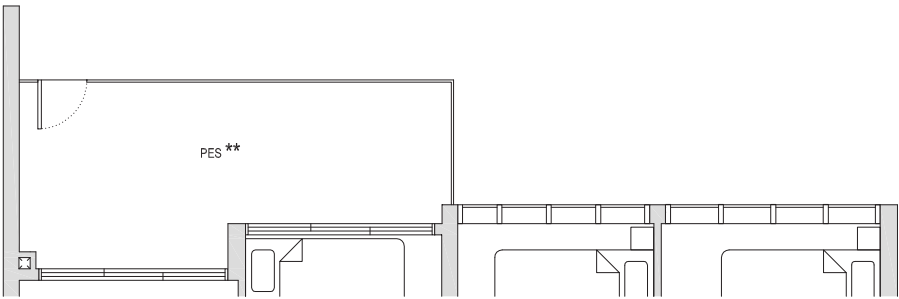
Areas include AC Ledge, Balcony, PES and Strata Void Area (where applicable). Orientations and Fadings will differ depending on the unit you are purchasing, please refer to the key plan. Plans are not drawn to scale and subject to change as may be required or approved by the relevant authorities. All areas are estimates only and are subject to final survey.

Three-Bedroom Deluxe
Type CD1(PES)

109sqm / 1173sqft

BLOCK 18 #01-01*
BLOCK 18 #01-10
BLOCK 22 #01-21*
BLOCK 24 #01-36

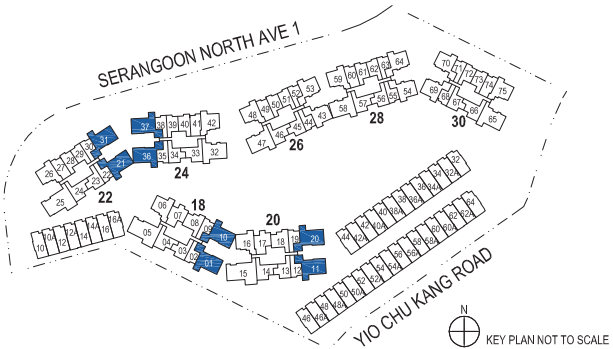
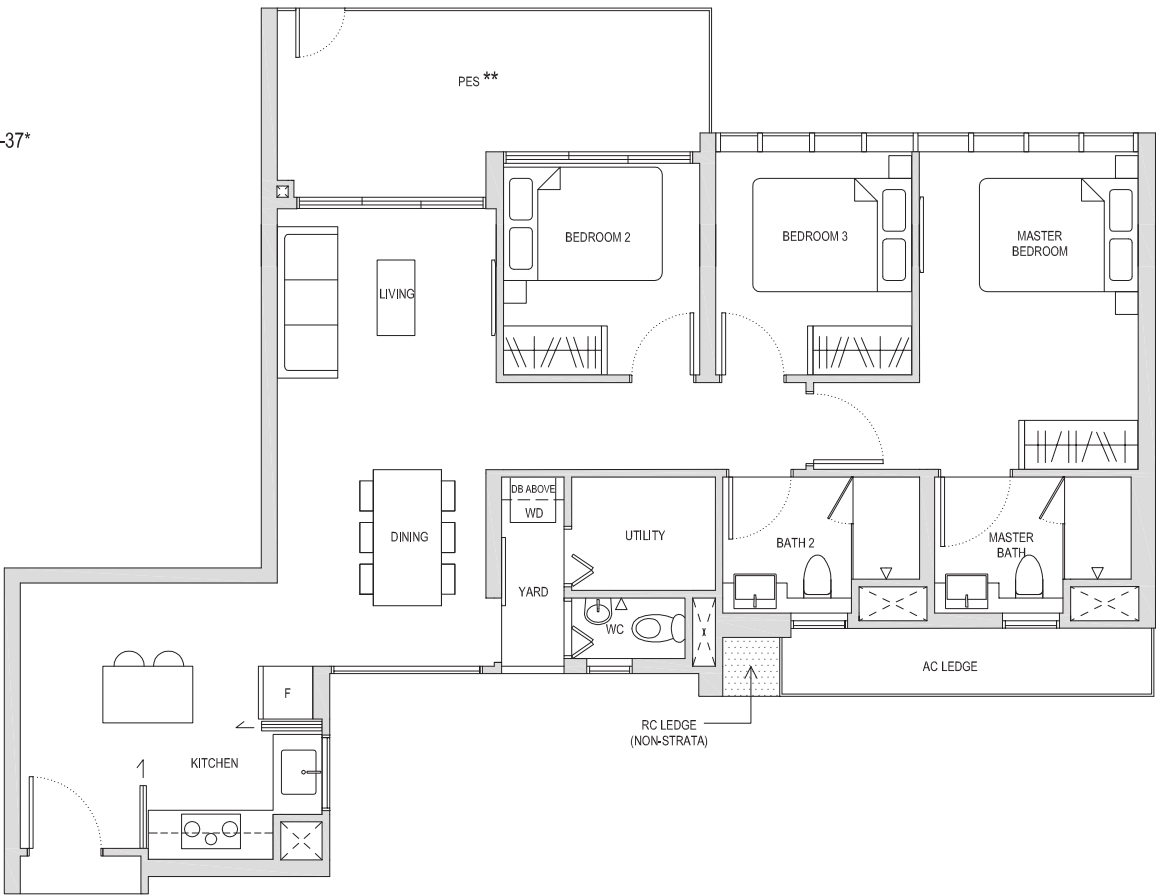
* Mirror image



BLOCK 20 #01-11*
BLOCK 20 #01-20
BLOCK 22 #01-31

* Mirror image

BLOCK 24 #01-37*
* Mirror image



** The PES / balcony shall not be enclosed. Only URA approved balcony screens are to be used. For an illustration of the approved balcony screen, please refer to the diagram annexed hereto as "Annexure 1".

Areas include AC Ledge, Balcony, PES and Strata Void Area (where applicable). Orientations and Fadings will differ depending on the unit you are purchasing, please refer to the key plan. Plans are not drawn to scale and subject to change as may be required or approved by the relevant authorities. All areas are estimates only and are subject to final survey.

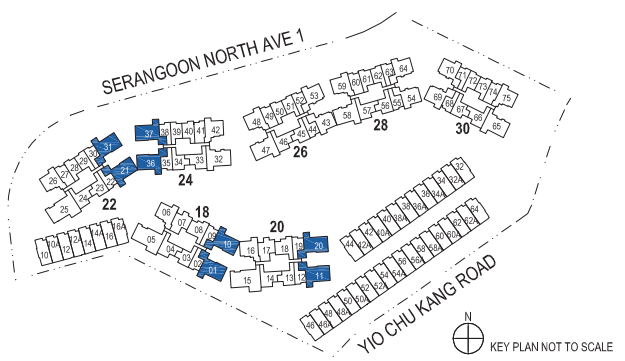
Three-Bedroom Deluxe
Type CD1

107sqm / 1152sqft

BLOCK 18 #02-01*
BLOCK 18 #02-10
BLOCK 22 #02-21*
BLOCK 24 #02-36
★ Mirror image

BLOCK 20 #02-11*
BLOCK 20 #02-20
BLOCK 22 #02-31
BLOCK 24 #02-37*
★ Mirror image

BLOCK 20 #03-11*
BLOCK 20 #03-20
BLOCK 22 #03-31
BLOCK 24 #03-37*
★ Mirror image



★★ The PES / balcony shall not be enclosed. Only URA approved balcony screens are to be used. For an illustration of the approved balcony screen, please refer to the diagram annexed hereto as "Annexure 1".

Areas include AC Ledge, Balcony, PES and Strata Void Area (where applicable). Orientations and Fadings will differ depending on the unit you are purchasing, please refer to the key plan. Plans are not drawn to scale and subject to change as may be required or approved by the relevant authorities. All areas are estimates only and are subject to final survey.

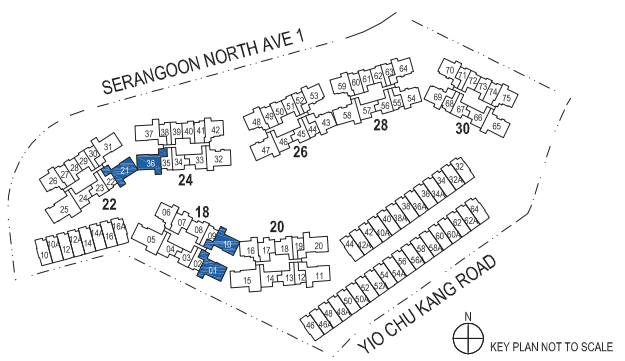
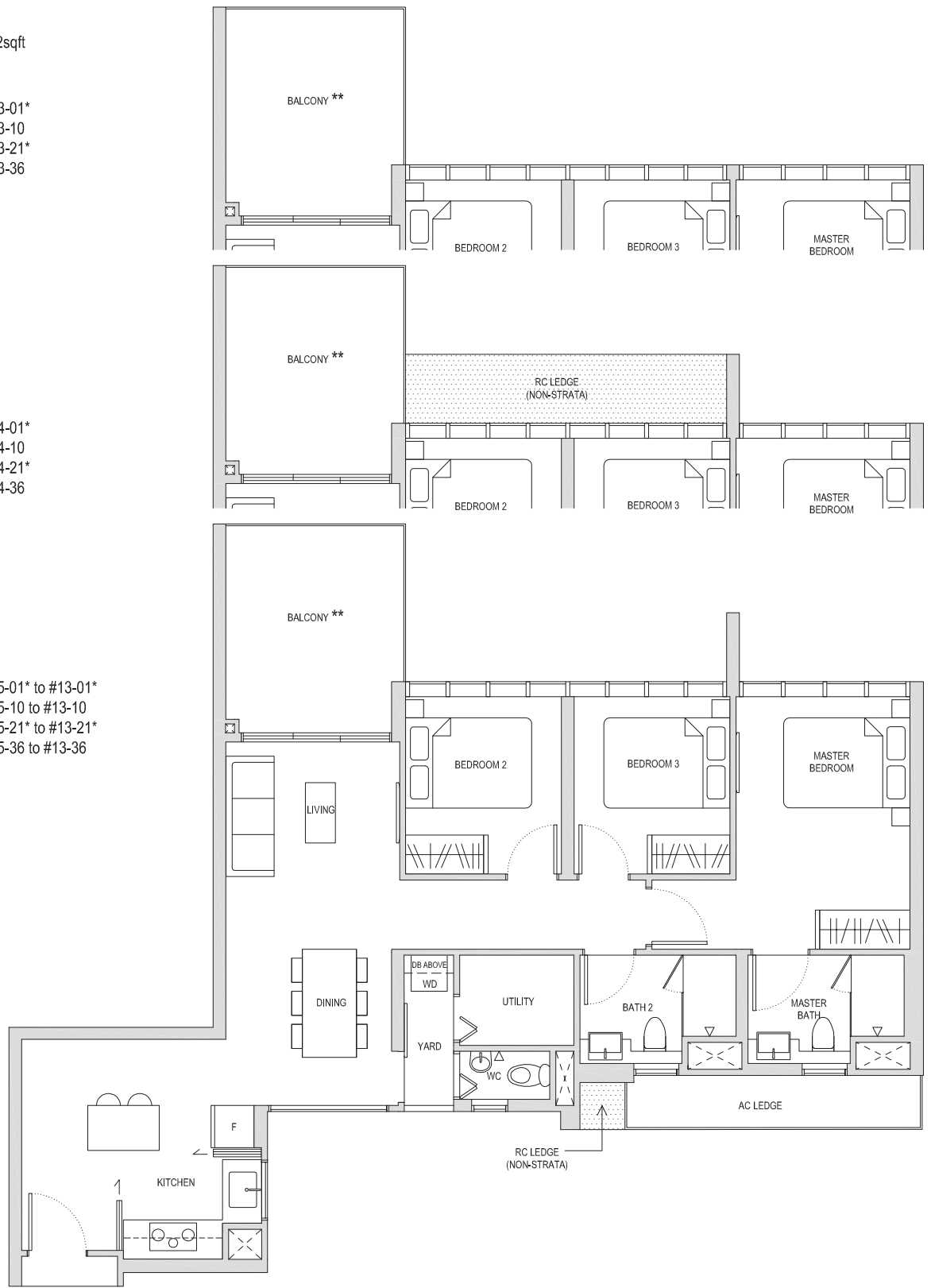
Three-Bedroom Deluxe
Type CD1

107sqm / 1152sqft

BLOCK 18 #03-01*
BLOCK 18 #03-10
BLOCK 22 #03-21*
BLOCK 24 #03-36
★ Mirror image

BLOCK 18 #04-01*
BLOCK 18 #04-10
BLOCK 22 #04-21*
BLOCK 24 #04-36
★ Mirror image

BLOCK 18 #05-01* to #13-01*
BLOCK 18 #05-10 to #13-10
BLOCK 22 #05-21* to #13-21*
BLOCK 24 #05-36 to #13-36
★ Mirror image



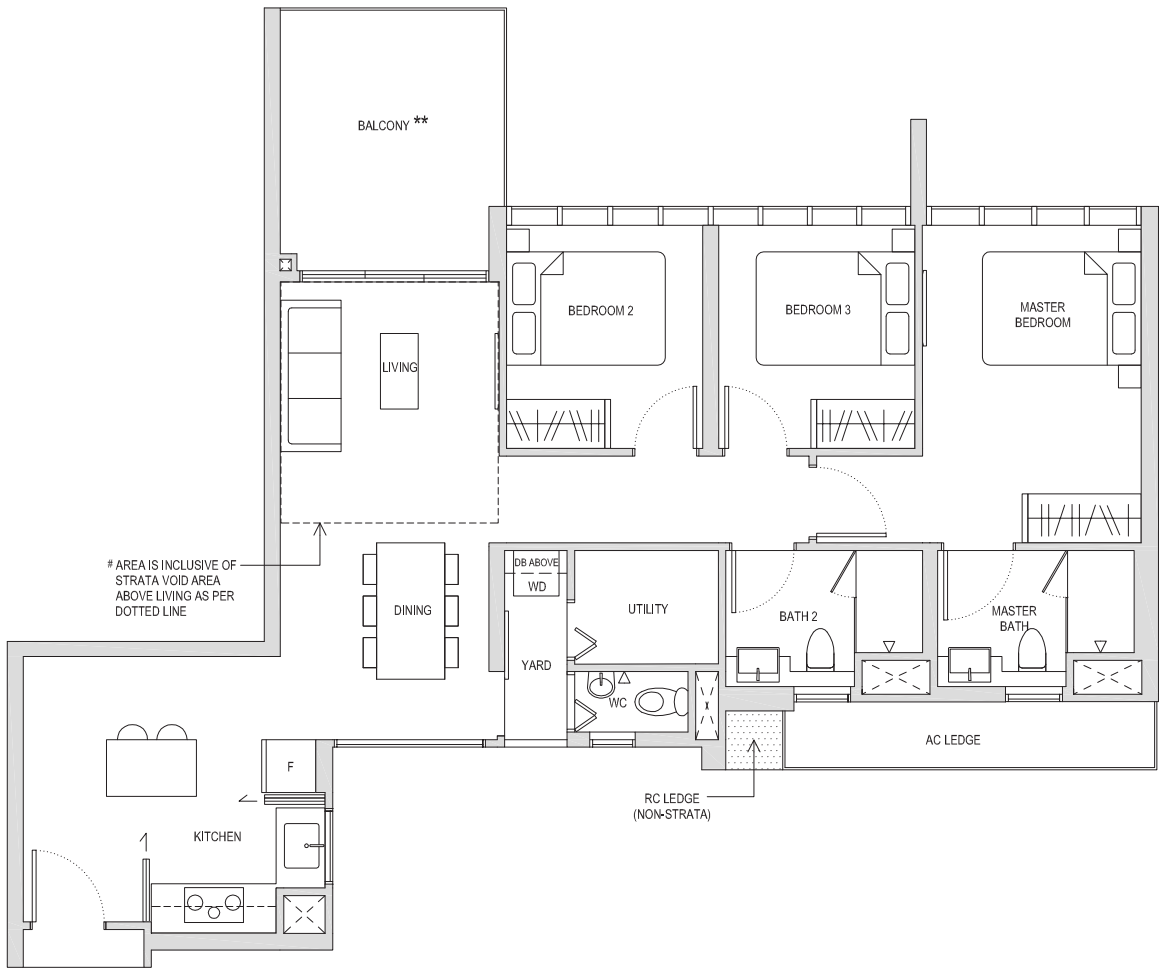
★★ The PES / balcony shall not be enclosed. Only URA approved balcony screens are to be used. For an illustration of the approved balcony screen, please refer to the diagram annexed hereto as "Annexure 1".

Areas include AC Ledge, Balcony, PES and Strata Void Area (where applicable). Orientations and Fadings will differ depending on the unit you are purchasing, please refer to the key plan. Plans are not drawn to scale and subject to change as may be required or approved by the relevant authorities. All areas are estimates only and are subject to final survey.

Three-Bedroom Deluxe
Type CD1(h)

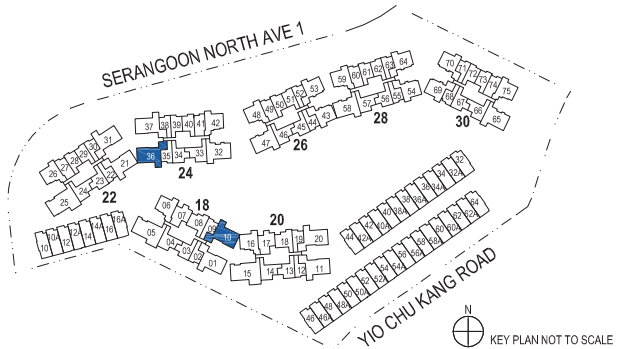
117sqm / 1259sqft *

BLOCK 18 #14-10
BLOCK 24 #14-36



★★ The PES / balcony shall not be enclosed. Only URA approved balcony screens are to be used. For an illustration of the approved balcony screen, please refer to the diagram annexed hereto as "Annexure 1".

Areas include AC Ledge, Balcony, PES and Strata Void Area (where applicable). Orientations and Fadings will differ depending on the unit you are purchasing, please refer to the key plan. Plans are not drawn to scale and subject to change as may be required or approved by the relevant authorities. All areas are estimates only and are subject to final survey.

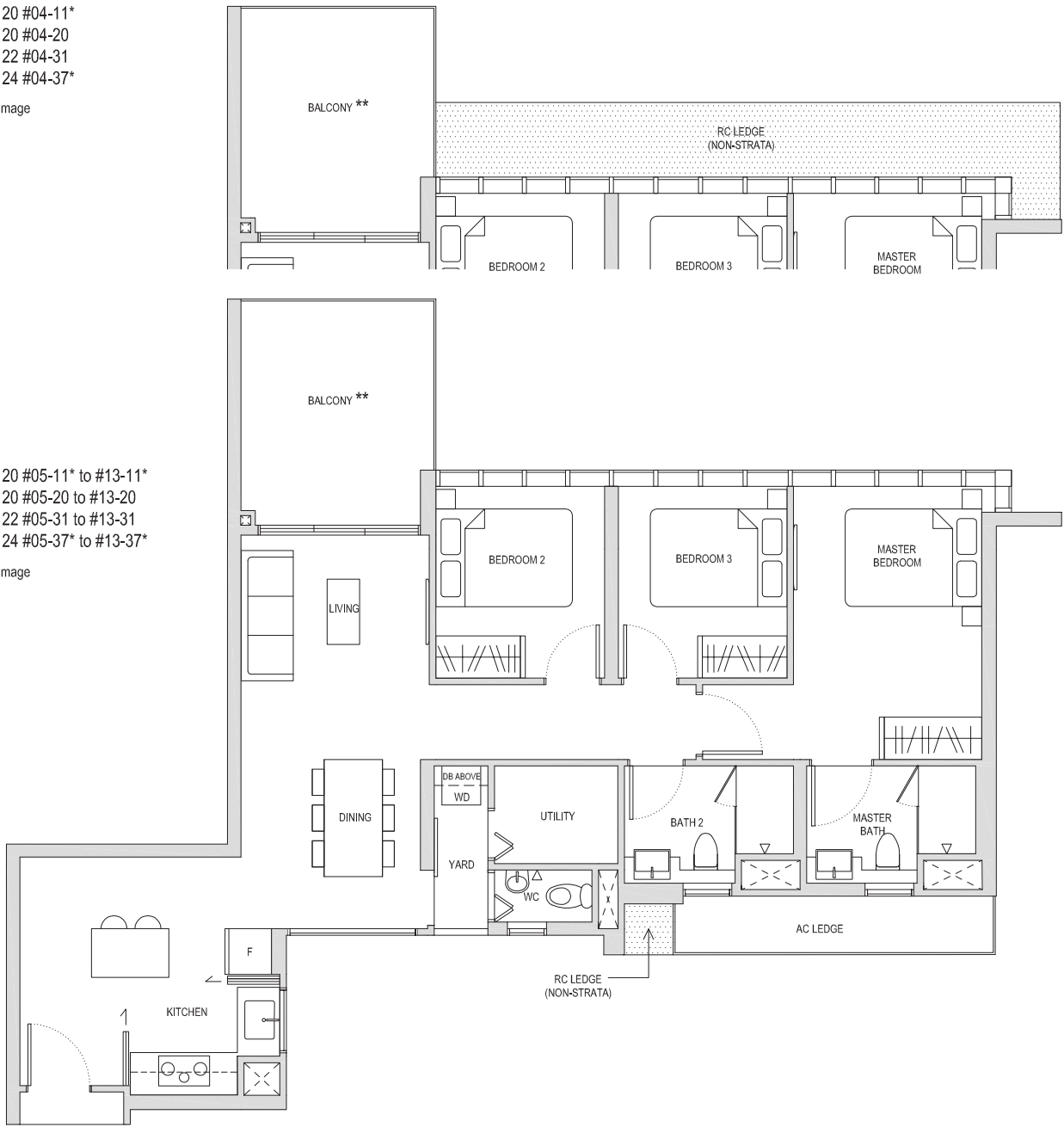


Three-Bedroom Deluxe
Type CD1(a)

107sqm / 1152sqft

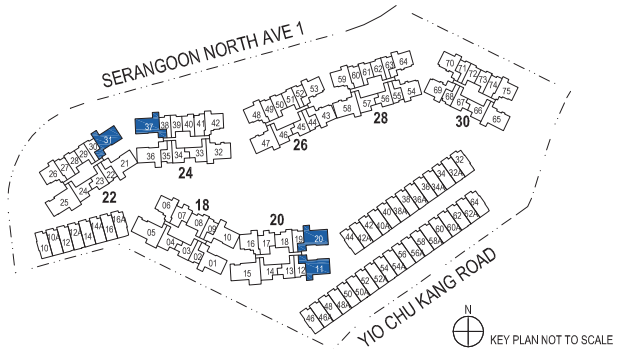
BLOCK 20 #04-11*
BLOCK 20 #04-20
BLOCK 22 #04-31
BLOCK 24 #04-37*
★ Mirror image

BLOCK 20 #05-11* to #13-11*
BLOCK 20 #05-20 to #13-20
BLOCK 22 #05-31 to #13-31
BLOCK 24 #05-37* to #13-37*
★ Mirror image



★★ The PES / balcony shall not be enclosed. Only URA approved balcony screens are to be used. For an illustration of the approved balcony screen, please refer to the diagram annexed hereto as "Annexure 1".

Areas include AC Ledge, Balcony, PES and Strata Void Area (where applicable). Orientations and Fadings will differ depending on the unit you are purchasing, please refer to the key plan. Plans are not drawn to scale and subject to change as may be required or approved by the relevant authorities. All areas are estimates only and are subject to final survey.

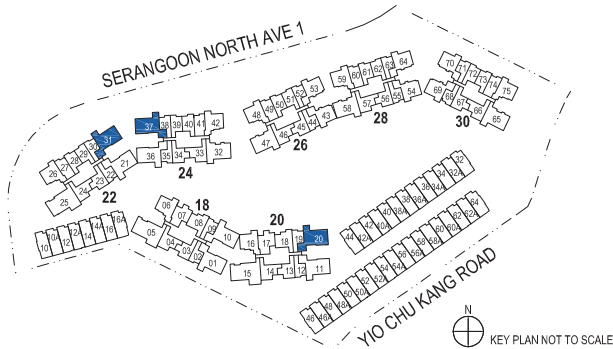


Three-Bedroom Deluxe
Type CD1(a)(h)

117sqm / 1259sqft *

BLOCK 20 #14-20
BLOCK 22 #14-31
BLOCK 24 #14-37*

★ Mirror image



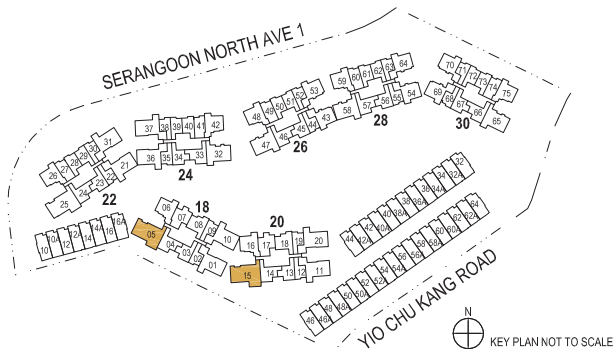
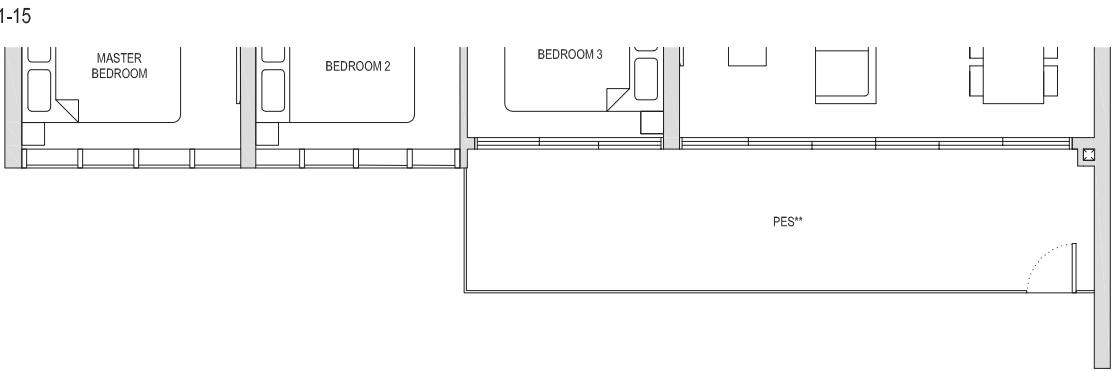
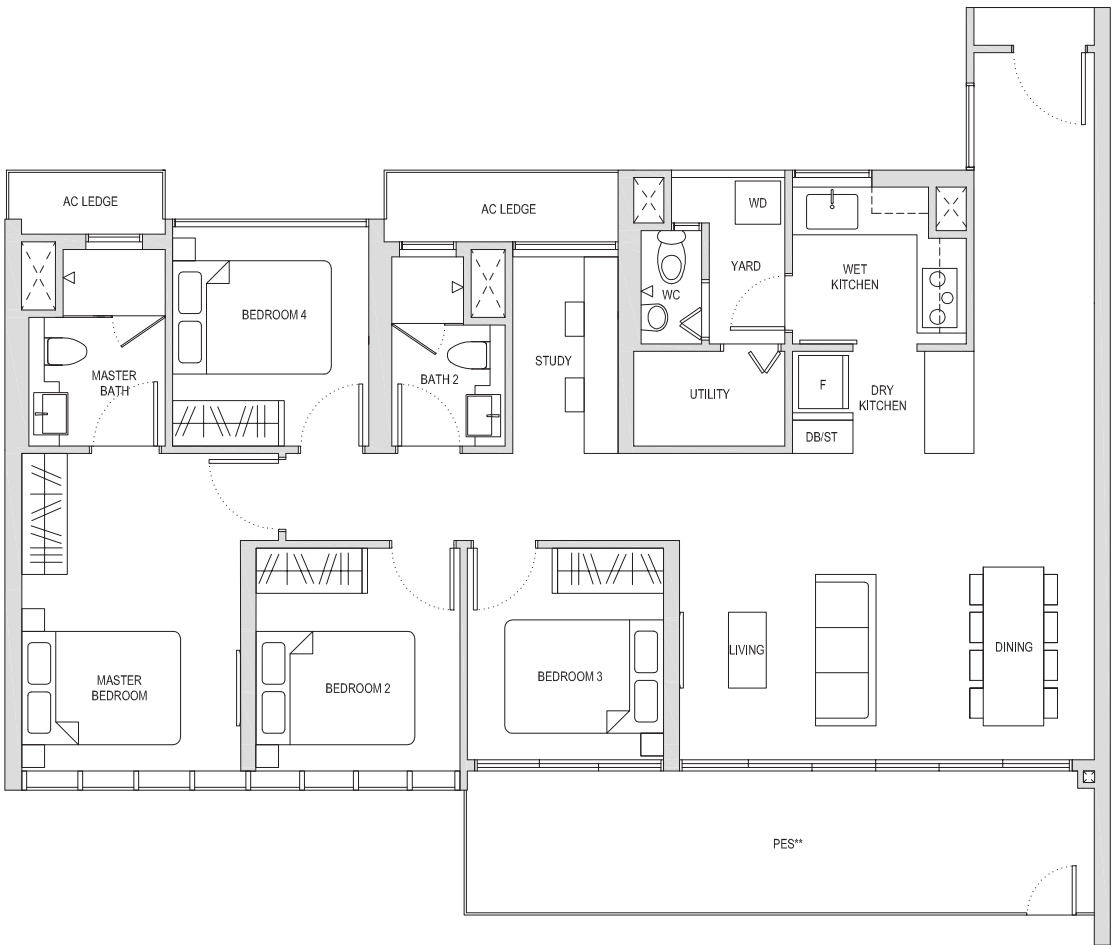
★★ The PES / balcony shall not be enclosed. Only URA approved balcony screens are to be used. For an illustration of the approved balcony screen, please refer to the diagram annexed hereto as "Annexure 1".

Areas include AC Ledge, Balcony, PES and Strata Void Area (where applicable). Orientations and Fadings will differ depending on the unit you are purchasing, please refer to the key plan. Plans are not drawn to scale and subject to change as may be required or approved by the relevant authorities. All areas are estimates only and are subject to final survey.

Four-Bedroom + Study
Type DS1(PES)

135sqm / 1453sqft

BLOCK 18 #01-05



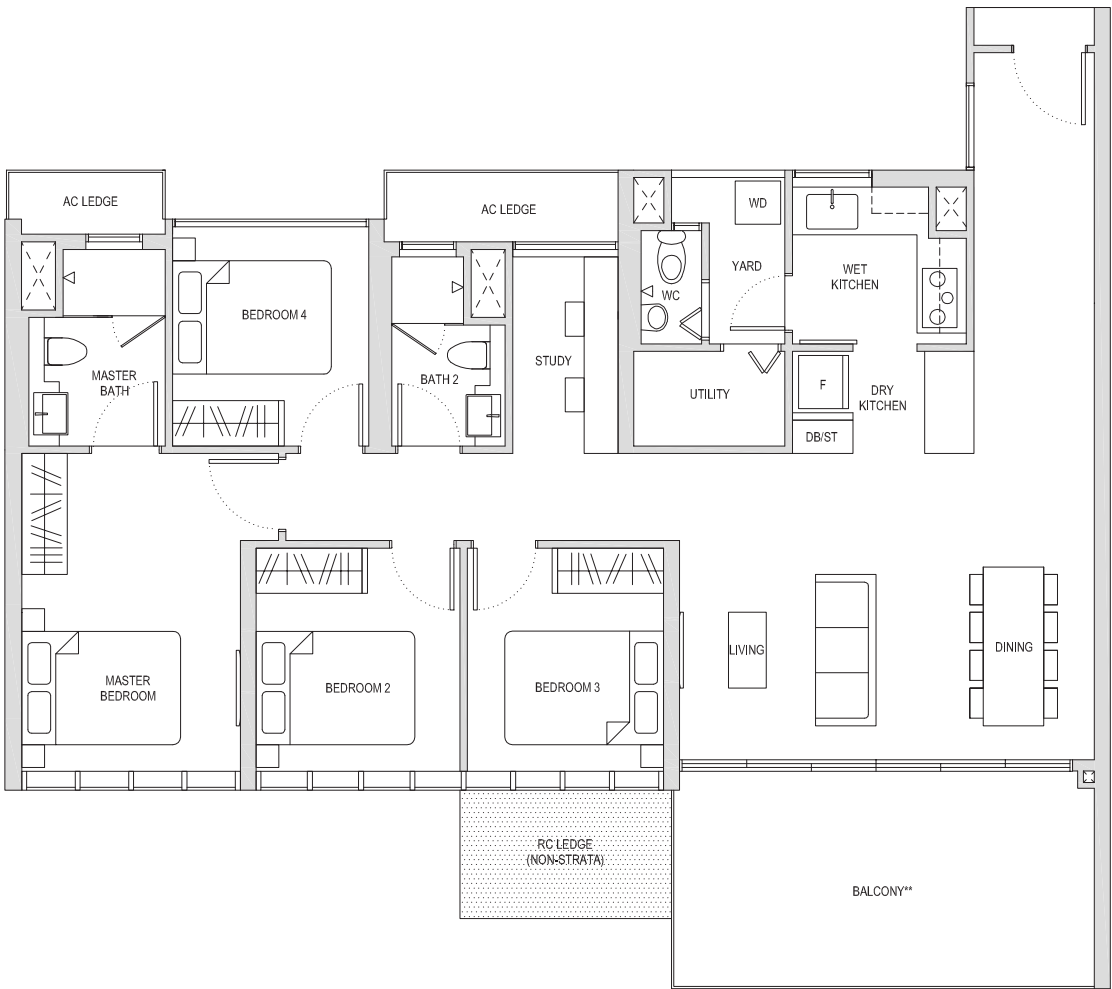
★★ The PES / balcony shall not be enclosed. Only URA approved balcony screens are to be used. For an illustration of the approved balcony screen, please refer to the diagram annexed hereto as "Annexure 1".

Areas include AC Ledge, Balcony, PES and Strata Void Area (where applicable). Orientations and Fadings will differ depending on the unit you are purchasing, please refer to the key plan. Plans are not drawn to scale and subject to change as may be required or approved by the relevant authorities. All areas are estimates only and are subject to final survey.

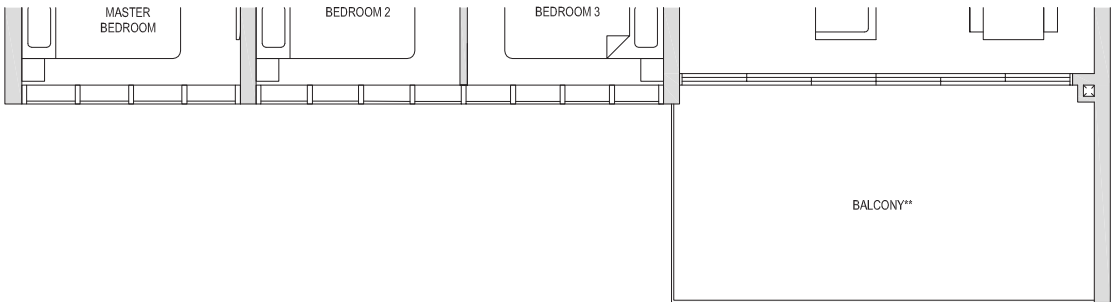
Four-Bedroom + Study
Type DS1

135sqm / 1453sqft

BLOCK 20 #02-15

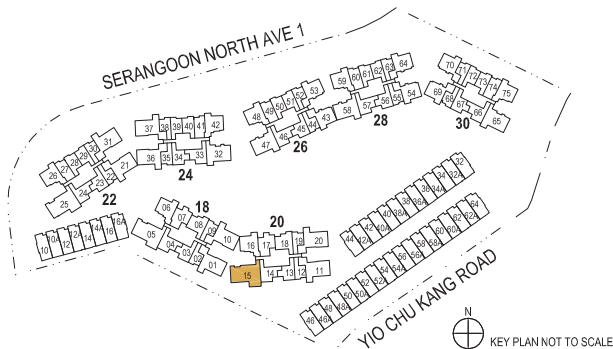


BLOCK 20 #03-15



★★ The PES / balcony shall not be enclosed. Only URA approved balcony screens are to be used. For an illustration of the approved balcony screen, please refer to the diagram annexed hereto as "Annexure 1".

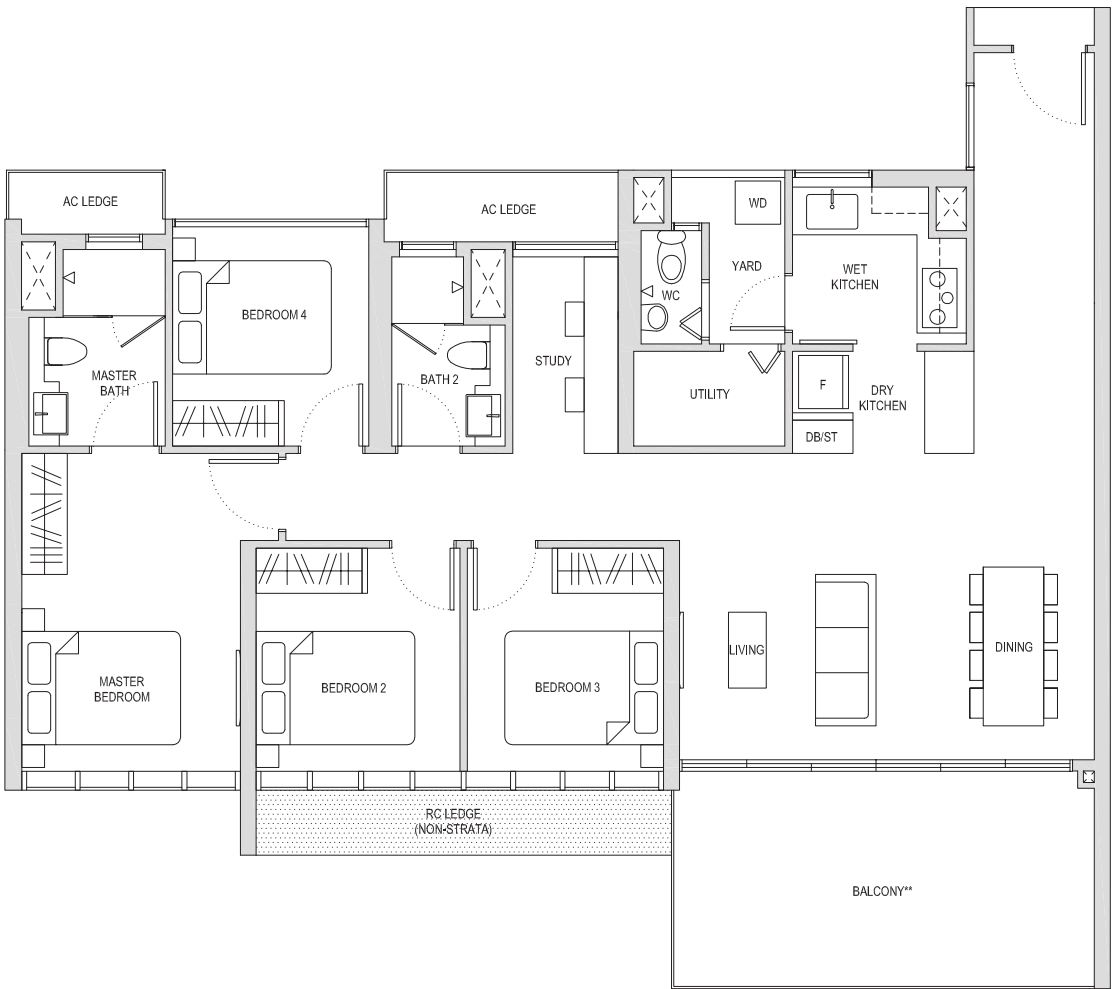
Areas include AC Ledge, Balcony, PES and Strata Void Area (where applicable). Orientations and Facings will differ depending on the unit you are purchasing, please refer to the key plan. Plans are not drawn to scale and subject to change as may be required or approved by the relevant authorities. All areas are estimates only and are subject to final survey.



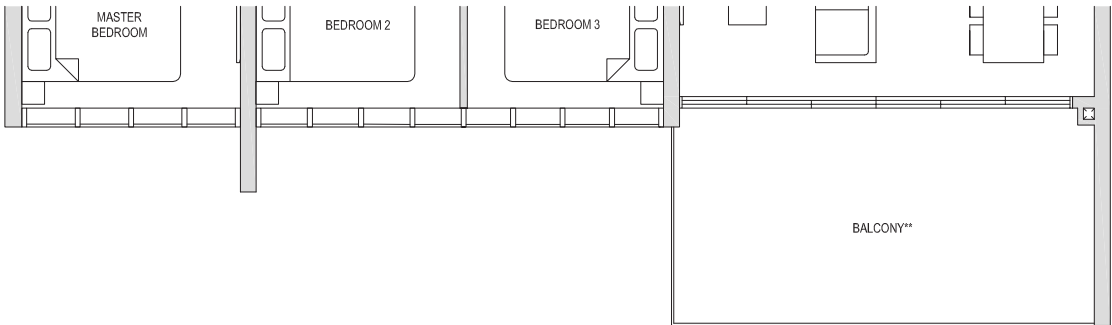
Four-Bedroom + Study
Type DS1

135sqm / 1453sqft

BLOCK 20 #04-15

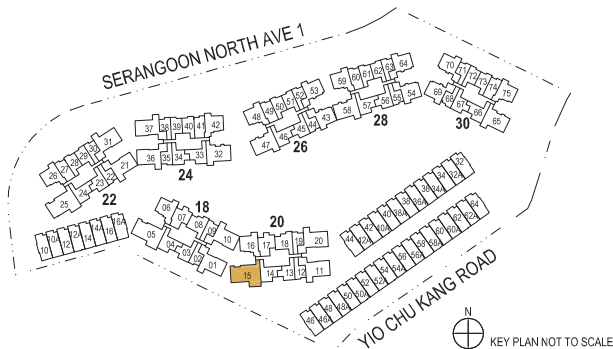


BLOCK 20 #05-15 TO #13-15



★★ The PES / balcony shall not be enclosed. Only URA approved balcony screens are to be used. For an illustration of the approved balcony screen, please refer to the diagram annexed hereto as "Annexure 1".

Areas include AC Ledge, Balcony, PES and Strata Void Area (where applicable). Orientations and Facings will differ depending on the unit you are purchasing, please refer to the key plan. Plans are not drawn to scale and subject to change as may be required or approved by the relevant authorities. All areas are estimates only and are subject to final survey.



Four-Bedroom + Study

Type DS1(h)

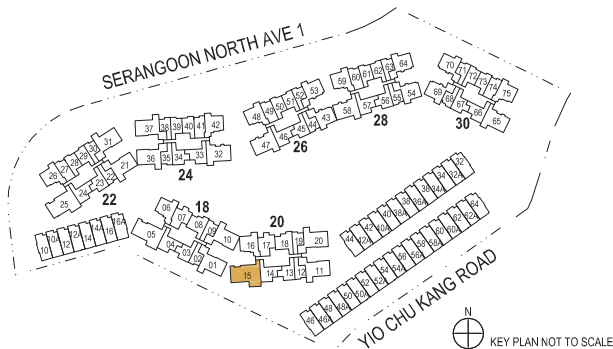
159sqm / 1711sqft #

BLOCK 20 #14-15



★★ The PES / balcony shall not be enclosed. Only URA approved balcony screens are to be used. For an illustration of the approved balcony screen, please refer to the diagram annexed hereto as "Annexure 1".

Areas include AC Ledge, Balcony, PES and Strata Void Area (where applicable). Orientations and Facings will differ depending on the unit you are purchasing, please refer to the key plan. Plans are not drawn to scale and subject to change as may be required or approved by the relevant authorities. All areas are estimates only and are subject to final survey.

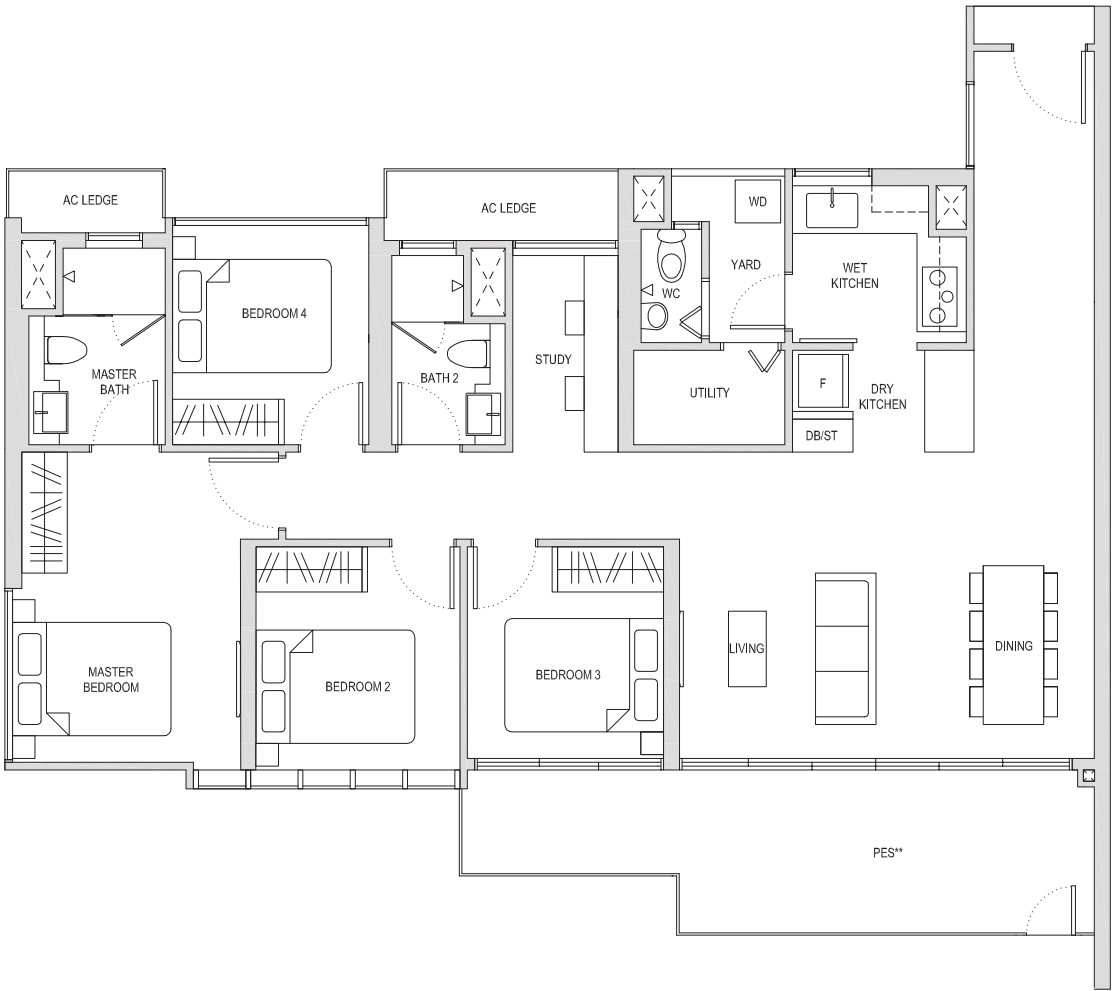


Four-Bedroom + Study

Type DS1(a)(PES)

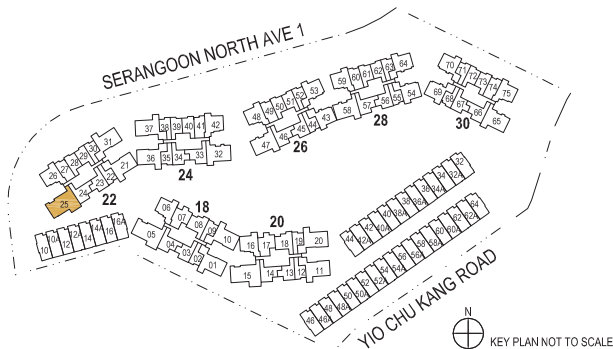
134sqm / 1442sqft

BLOCK 22 #01-25



★★ The PES / balcony shall not be enclosed. Only URA approved balcony screens are to be used. For an illustration of the approved balcony screen, please refer to the diagram annexed hereto as "Annexure 1".

Areas include AC Ledge, Balcony, PES and Strata Void Area (where applicable). Orientations and Facings will differ depending on the unit you are purchasing, please refer to the key plan. Plans are not drawn to scale and subject to change as may be required or approved by the relevant authorities. All areas are estimates only and are subject to final survey.

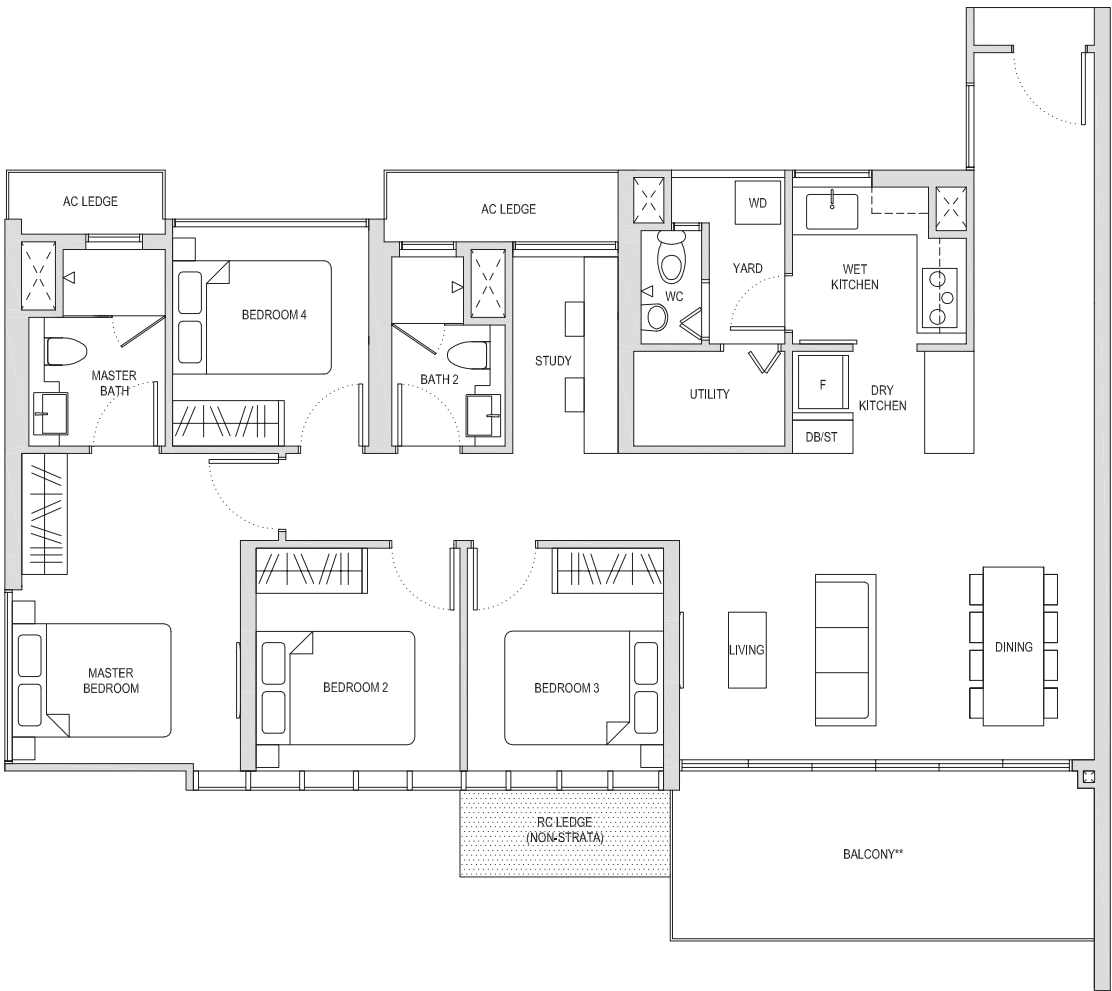


Four-Bedroom + Study

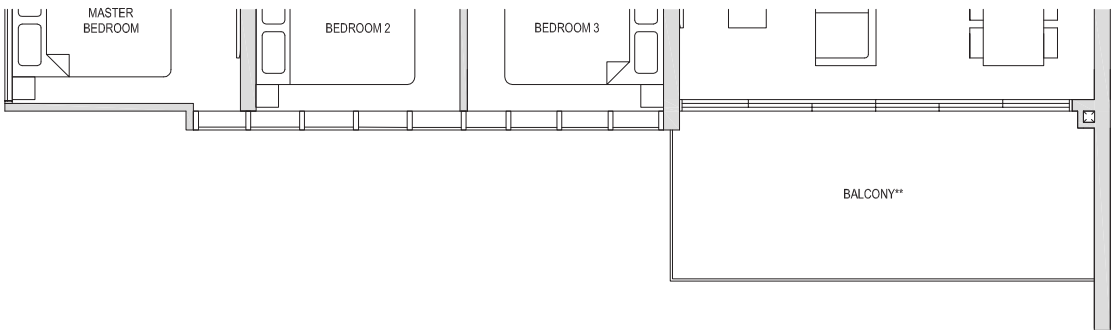
Type DS1(a)

131sqm / 1410sqft

BLOCK 22 #02-25

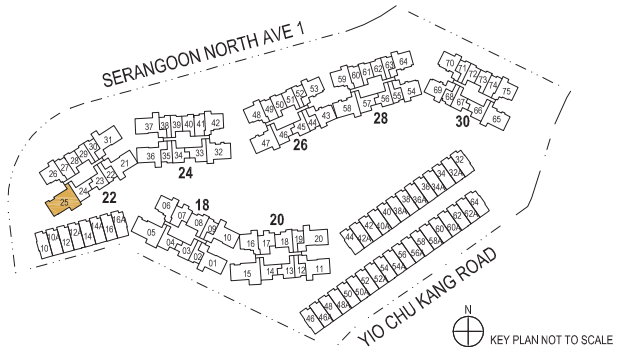


BLOCK 22 #03-25



★★ The PES / balcony shall not be enclosed. Only URA approved balcony screens are to be used. For an illustration of the approved balcony screen, please refer to the diagram annexed hereto as "Annexure 1".

Areas include AC Ledge, Balcony, PES and Strata Void Area (where applicable). Orientations and Facings will differ depending on the unit you are purchasing, please refer to the key plan. Plans are not drawn to scale and subject to change as may be required or approved by the relevant authorities. All areas are estimates only and are subject to final survey.

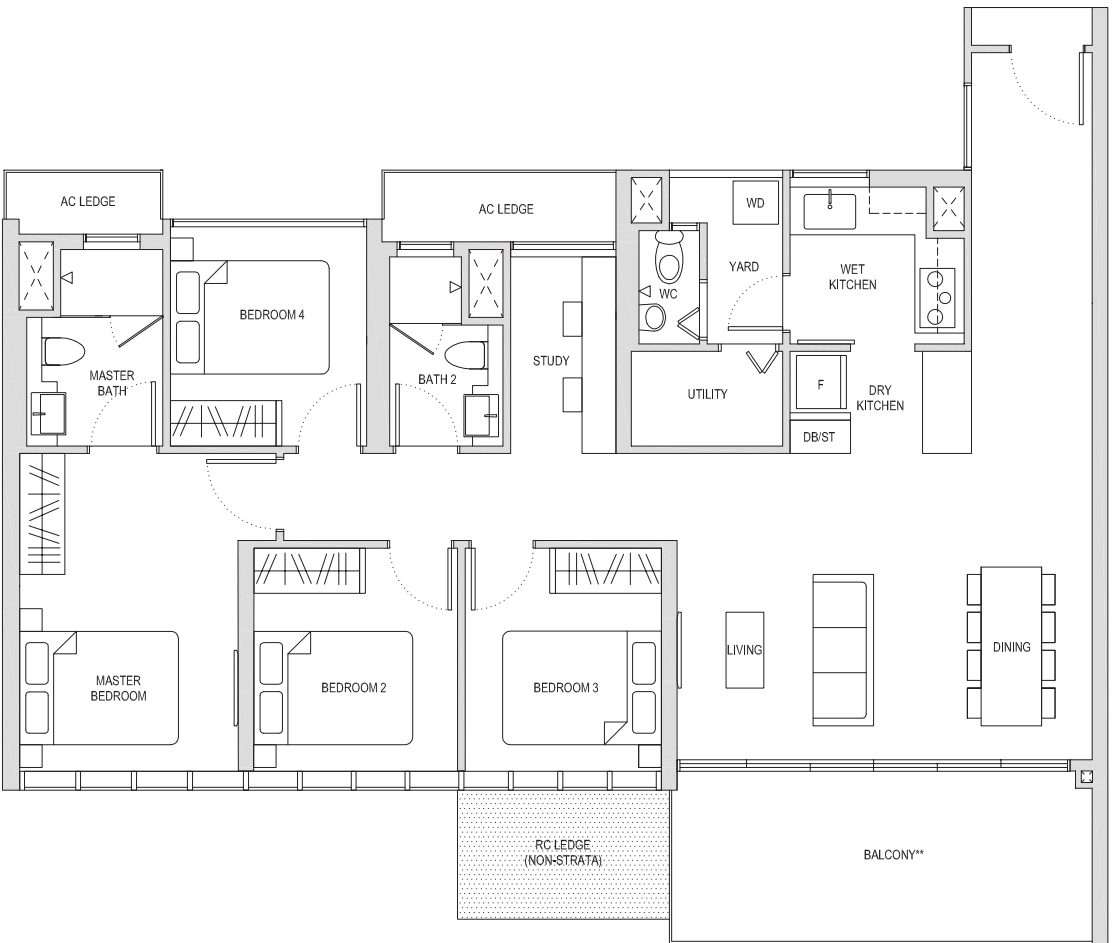


Four-Bedroom + Study

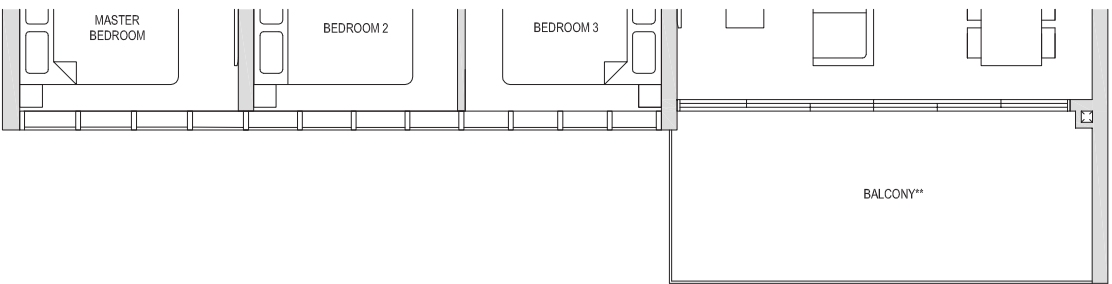
Type DS1(b)

131sqm / 1410sqft

BLOCK 18 #02-05

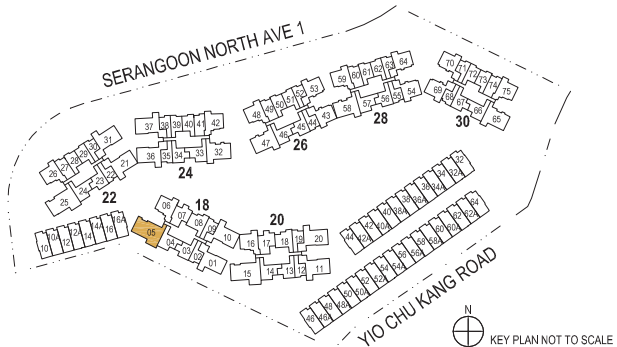


BLOCK 18 #03-05



★★ The PES / balcony shall not be enclosed. Only URA approved balcony screens are to be used. For an illustration of the approved balcony screen, please refer to the diagram annexed hereto as "Annexure 1".

Areas include AC Ledge, Balcony, PES and Strata Void Area (where applicable). Orientations and Facings will differ depending on the unit you are purchasing, please refer to the key plan. Plans are not drawn to scale and subject to change as may be required or approved by the relevant authorities. All areas are estimates only and are subject to final survey.



Four-Bedroom + Study

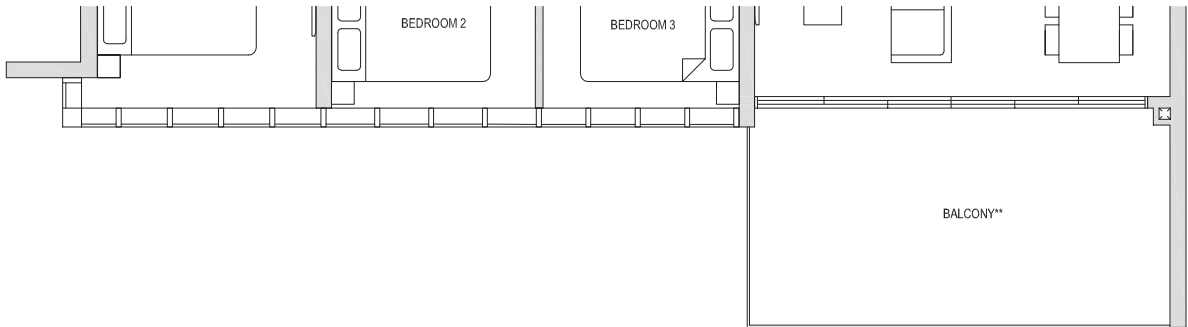
Type DS1(c)

135sqm / 1453sqft

BLOCK 22 #04-25

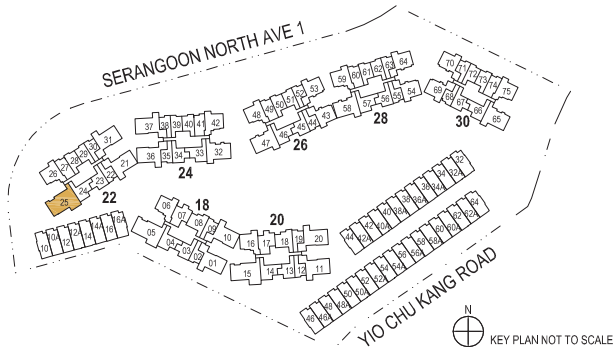


BLOCK 22 #05-25 TO #13-25



★★ The PES / balcony shall not be enclosed. Only URA approved balcony screens are to be used. For an illustration of the approved balcony screen, please refer to the diagram annexed hereto as "Annexure 1".

Areas include AC Ledge, Balcony, PES and Strata Void Area (where applicable). Orientations and Facings will differ depending on the unit you are purchasing, please refer to the key plan. Plans are not drawn to scale and subject to change as may be required or approved by the relevant authorities. All areas are estimates only and are subject to final survey.



Four-Bedroom + Study

Type DS1(c)(h)

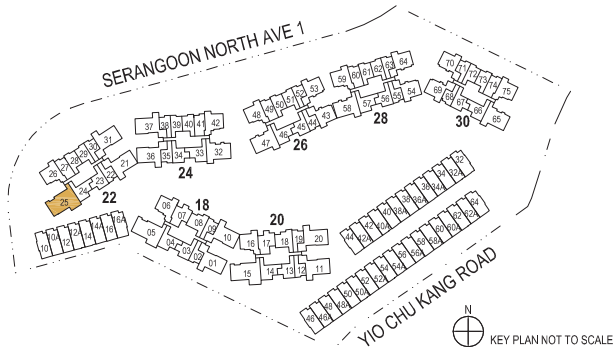
159sqm / 1711sqft *

BLOCK 22 #14-25



★★ The PES / balcony shall not be enclosed. Only URA approved balcony screens are to be used. For an illustration of the approved balcony screen, please refer to the diagram annexed hereto as "Annexure 1".

Areas include AC Ledge, Balcony, PES and Strata Void Area (where applicable). Orientations and Facings will differ depending on the unit you are purchasing, please refer to the key plan. Plans are not drawn to scale and subject to change as may be required or approved by the relevant authorities. All areas are estimates only and are subject to final survey.



Four-Bedroom + Study

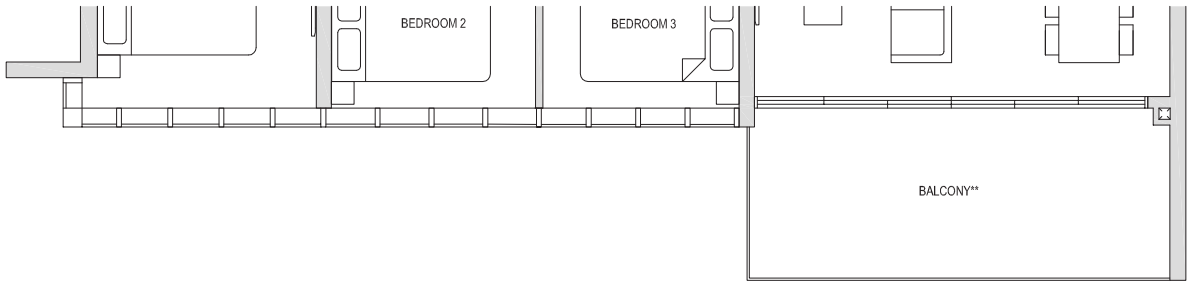
Type DS1(d)

131sqm / 1410sqft

BLOCK 18 #04-05

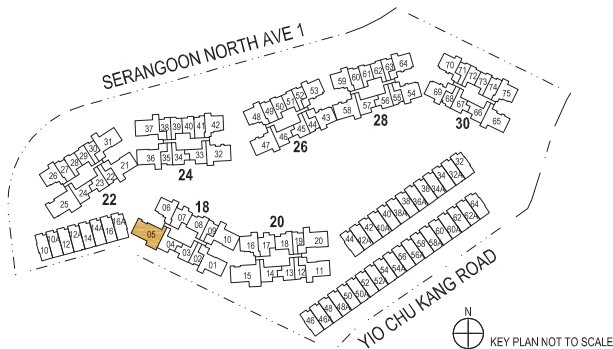


BLOCK 18 #05-05 TO #13-05



★★ The PES / balcony shall not be enclosed. Only URA approved balcony screens are to be used. For an illustration of the approved balcony screen, please refer to the diagram annexed hereto as "Annexure 1".

Areas include AC Ledge, Balcony, PES and Strata Void Area (where applicable). Orientations and Facings will differ depending on the unit you are purchasing, please refer to the key plan. Plans are not drawn to scale and subject to change as may be required or approved by the relevant authorities. All areas are estimates only and are subject to final survey.

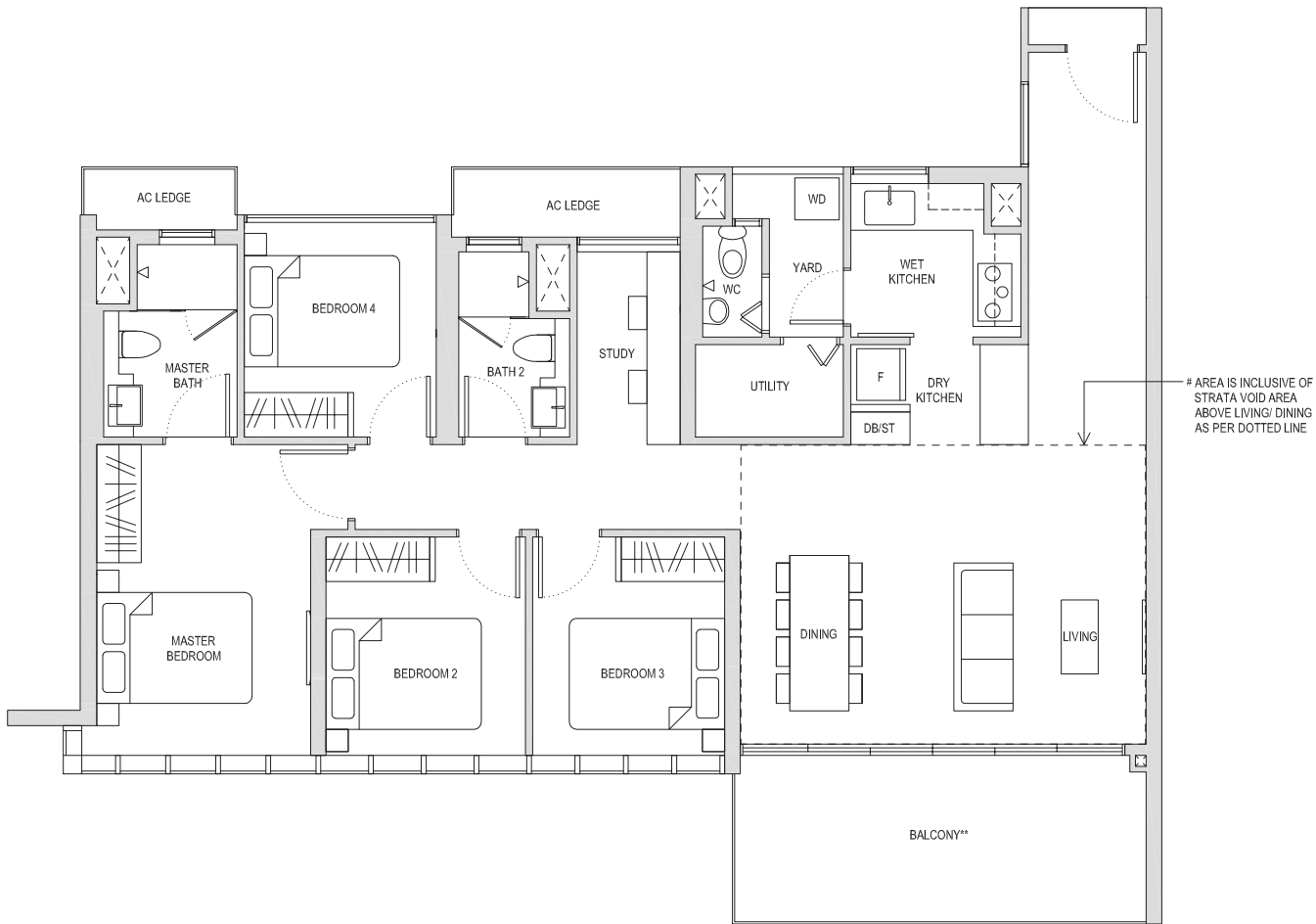


Four-Bedroom + Study

Type DS1(d)(h)

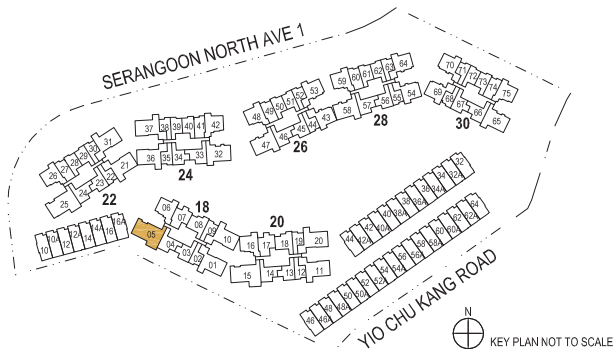
155sqm / 1668sqft #

BLOCK 18 #14-05



★★ The PES / balcony shall not be enclosed. Only URA approved balcony screens are to be used. For an illustration of the approved balcony screen, please refer to the diagram annexed hereto as "Annexure 1".

Areas include AC Ledge, Balcony, PES and Strata Void Area (where applicable). Orientations and Facings will differ depending on the unit you are purchasing, please refer to the key plan. Plans are not drawn to scale and subject to change as may be required or approved by the relevant authorities. All areas are estimates only and are subject to final survey.

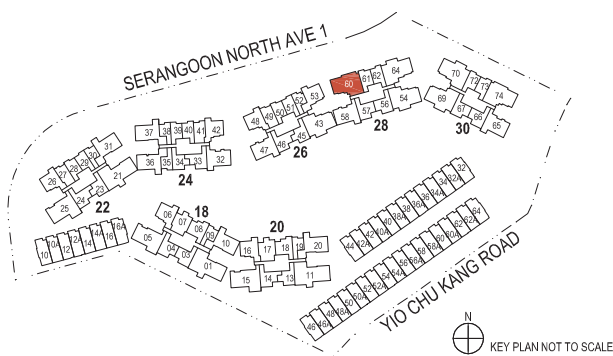
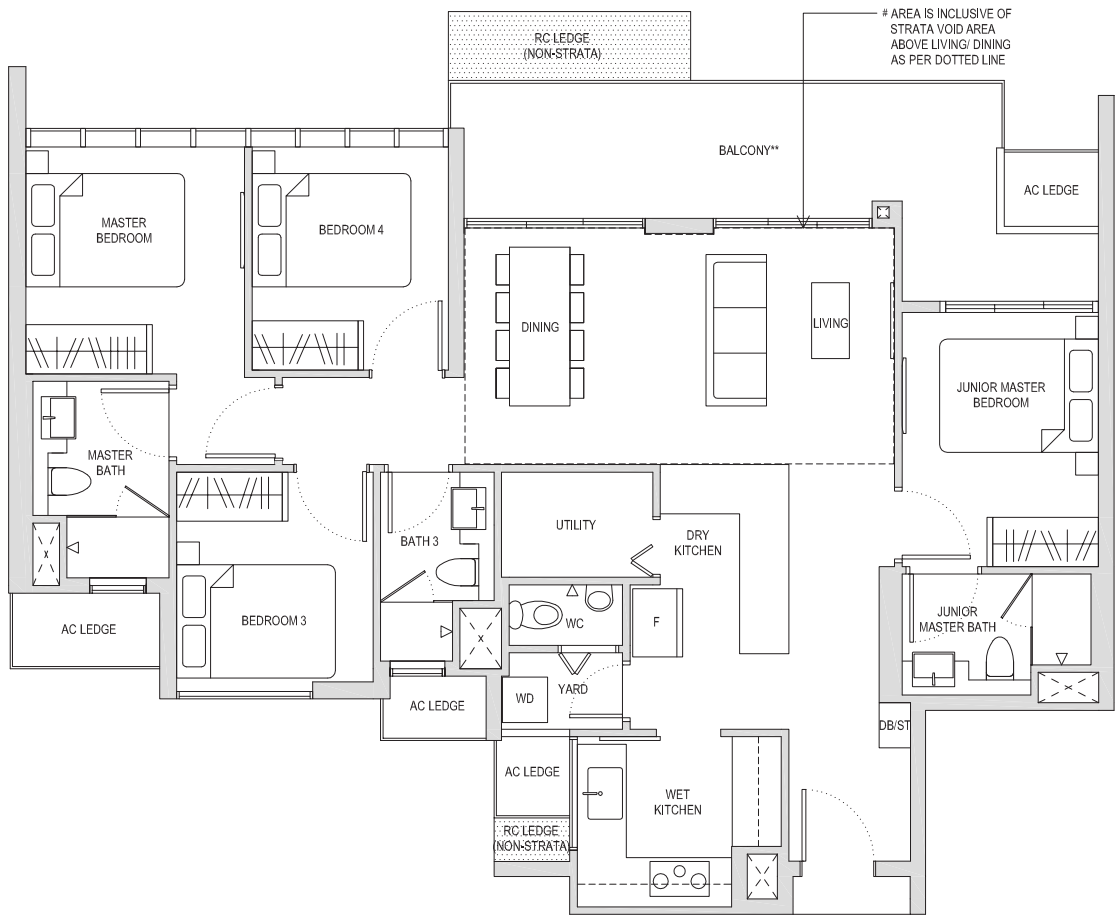


Penthouse Four-Bedroom

Type PH1

147sqm / 1582sqft #

BLOCK 28 #14-60



★★ The PES / balcony shall not be enclosed. Only URA approved balcony screens are to be used. For an illustration of the approved balcony screen, please refer to the diagram annexed hereto as "Annexure 1".

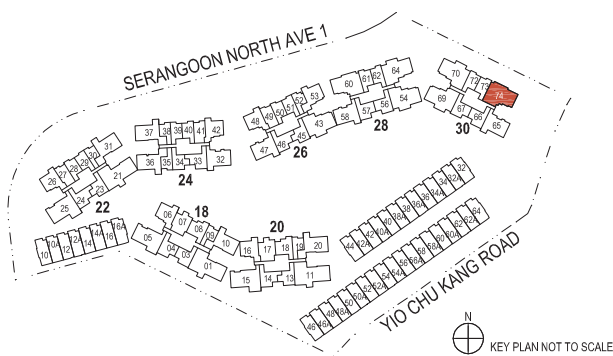
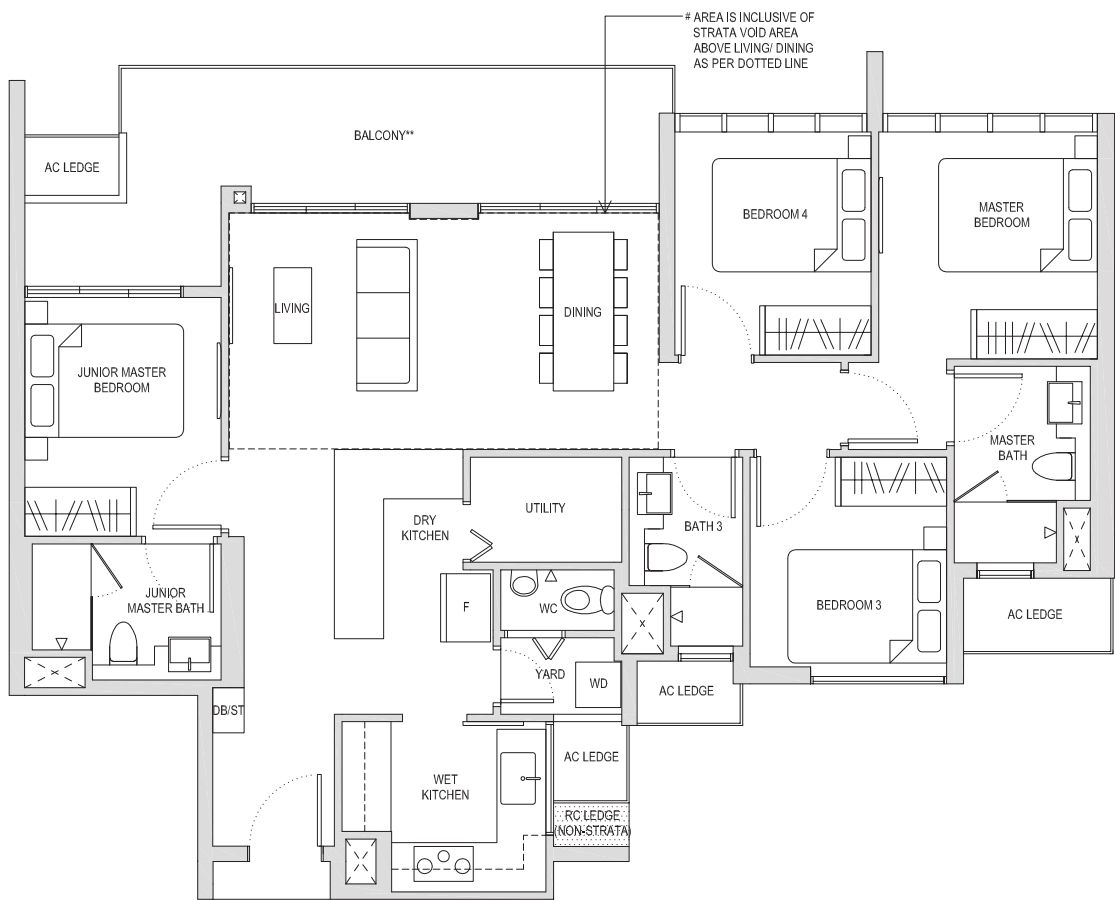
Areas include AC Ledge, Balcony, PES and Strata Void Area (where applicable). Orientations and Fadings will differ depending on the unit you are purchasing, please refer to the key plan. Plans are not drawn to scale and subject to change as may be required or approved by the relevant authorities. All areas are estimates only and are subject to final survey.

Penthouse Four-Bedroom

Type PH1

147sqm / 1582sqft #

BLOCK 30 #14-74



★★ The PES / balcony shall not be enclosed. Only URA approved balcony screens are to be used. For an illustration of the approved balcony screen, please refer to the diagram annexed hereto as "Annexure 1".

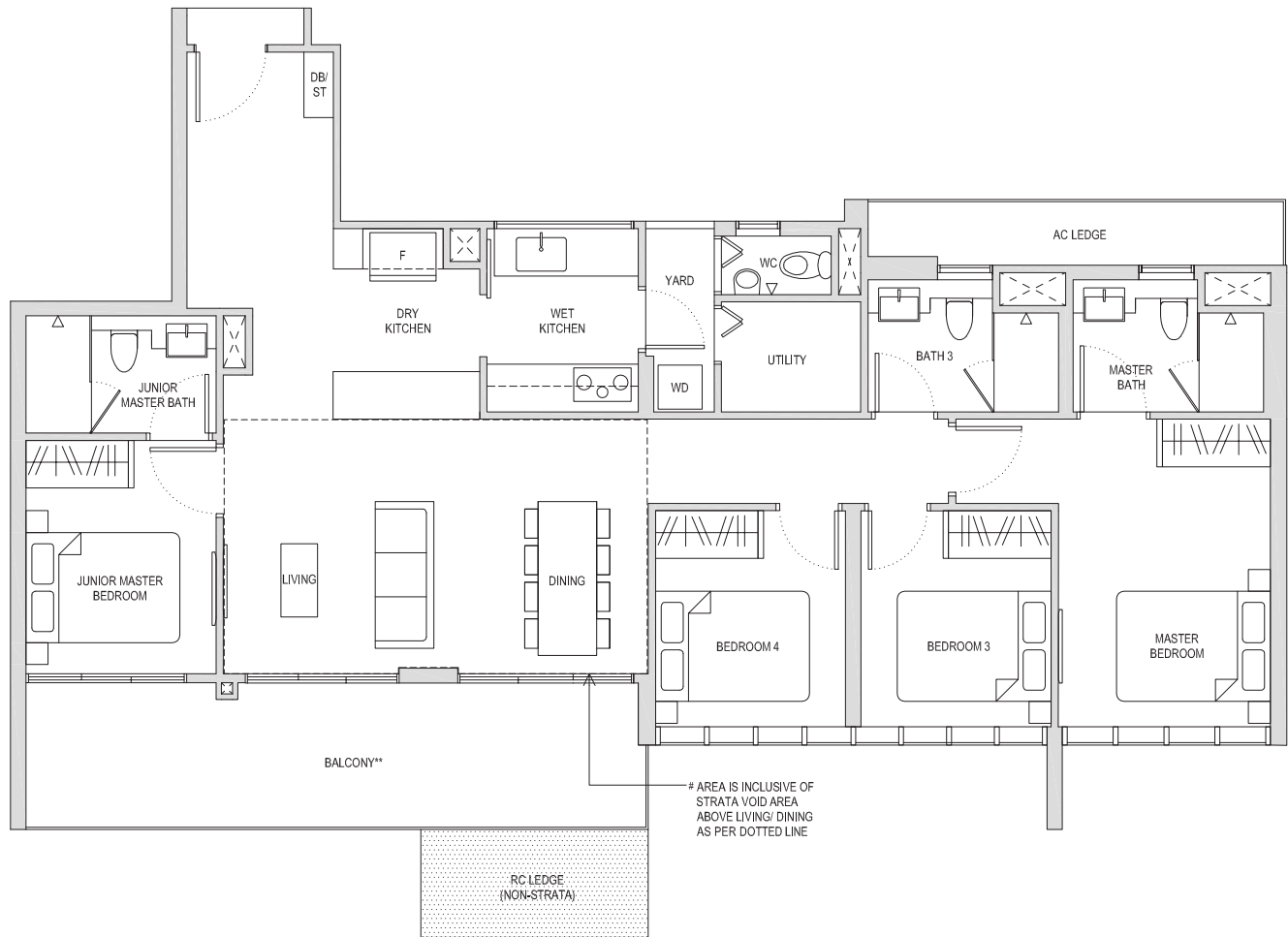
Areas include AC Ledge, Balcony, PES and Strata Void Area (where applicable). Orientations and Fadings will differ depending on the unit you are purchasing, please refer to the key plan. Plans are not drawn to scale and subject to change as may be required or approved by the relevant authorities. All areas are estimates only and are subject to final survey.

Penthouse Four-Bedroom

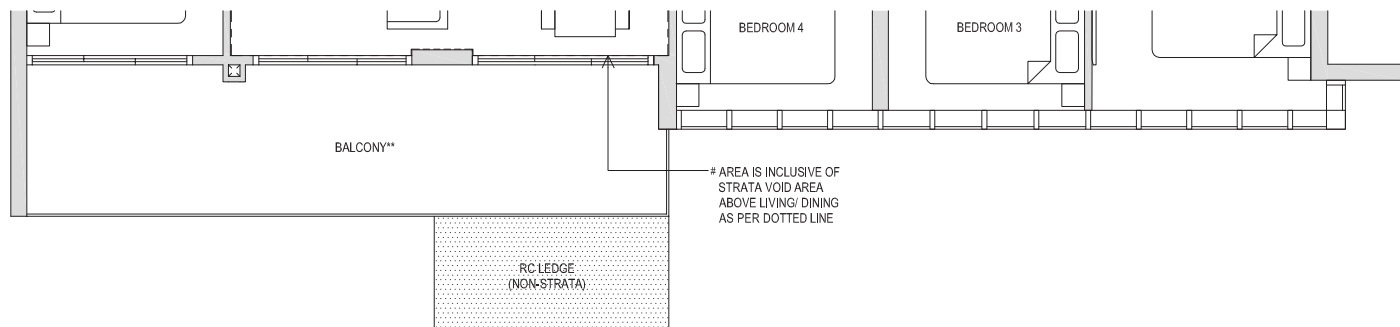
Type PH2

160sqm / 1722sqft #

BLOCK 18 #14-01
BLOCK 22 #14-21



BLOCK 20 #14-11



★★ The PES / balcony shall not be enclosed. Only URA approved balcony screens are to be used. For an illustration of the approved balcony screen, please refer to the diagram annexed hereto as "Annexure 1".

Areas include AC Ledge, Balcony, PES and Strata Void Area (where applicable). Orientations and Fadings will differ depending on the unit you are purchasing, please refer to the key plan. Plans are not drawn to scale and subject to change as may be required or approved by the relevant authorities. All areas are estimates only and are subject to final survey.



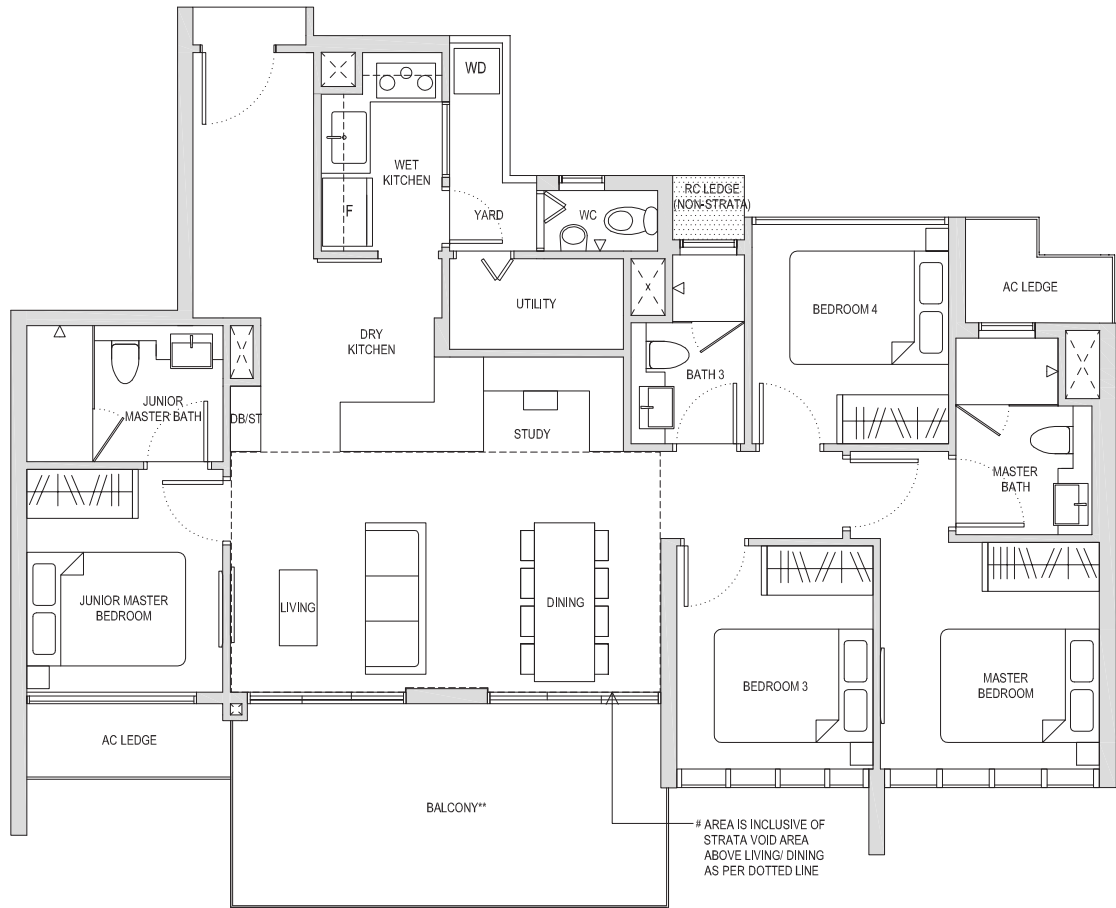
Penthouse Four-Bedroom + Study

Type PHS1

146sqm / 1572sqft #

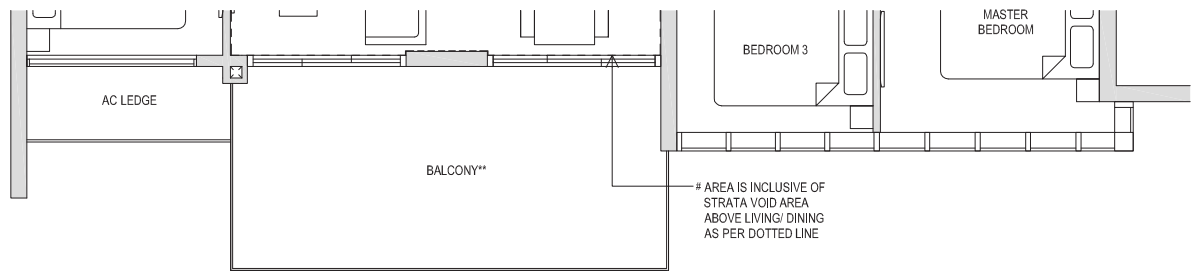
BLOCK 26 #14-43
BLOCK 30 #14-69*

* Mirror image



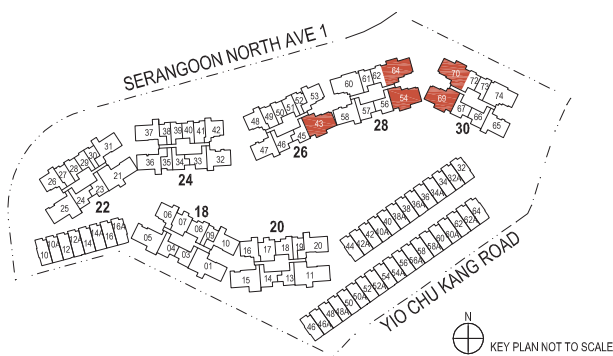
BLOCK 28 #14-54
BLOCK 28 #14-64*
BLOCK 30 #14-70

* Mirror image



★★ The PES / balcony shall not be enclosed. Only URA approved balcony screens are to be used. For an illustration of the approved balcony screen, please refer to the diagram annexed hereto as "Annexure 1".

Areas include AC Ledge, Balcony, PES and Strata Void Area (where applicable). Orientations and Fadings will differ depending on the unit you are purchasing, please refer to the key plan. Plans are not drawn to scale and subject to change as may be required or approved by the relevant authorities. All areas are estimates only and are subject to final survey.



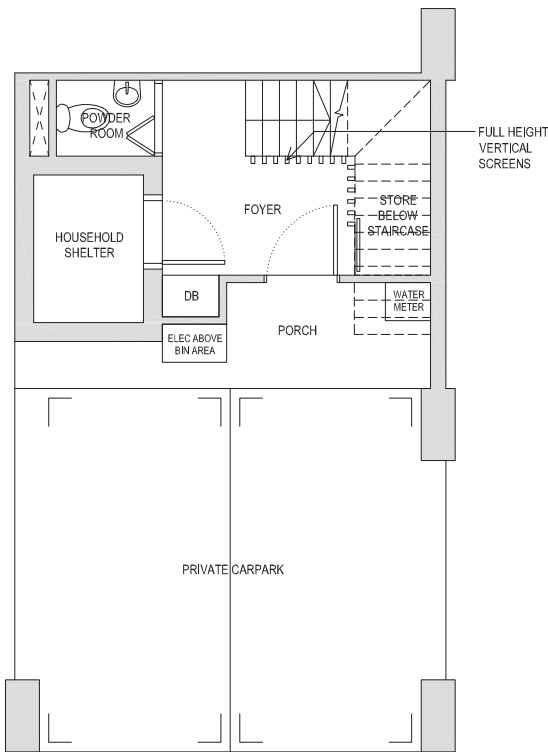
Strata Terrace House Four-Bedroom

Type SL1(b)

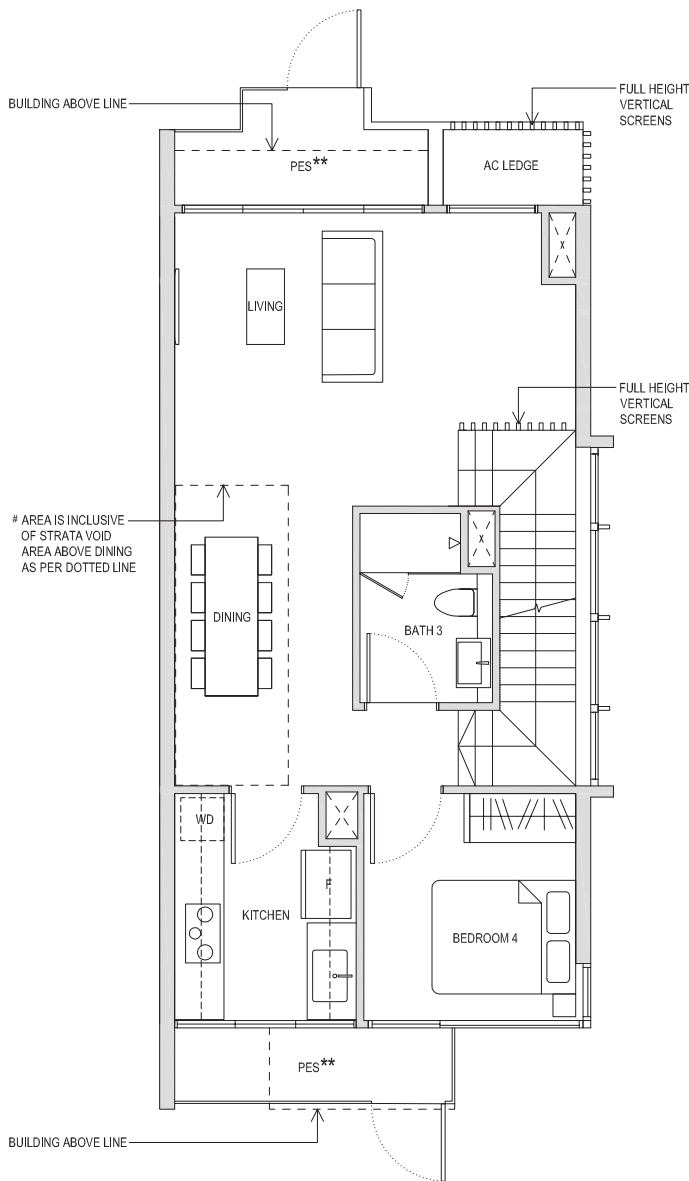
192sqm / 2067sqft *

House No 32

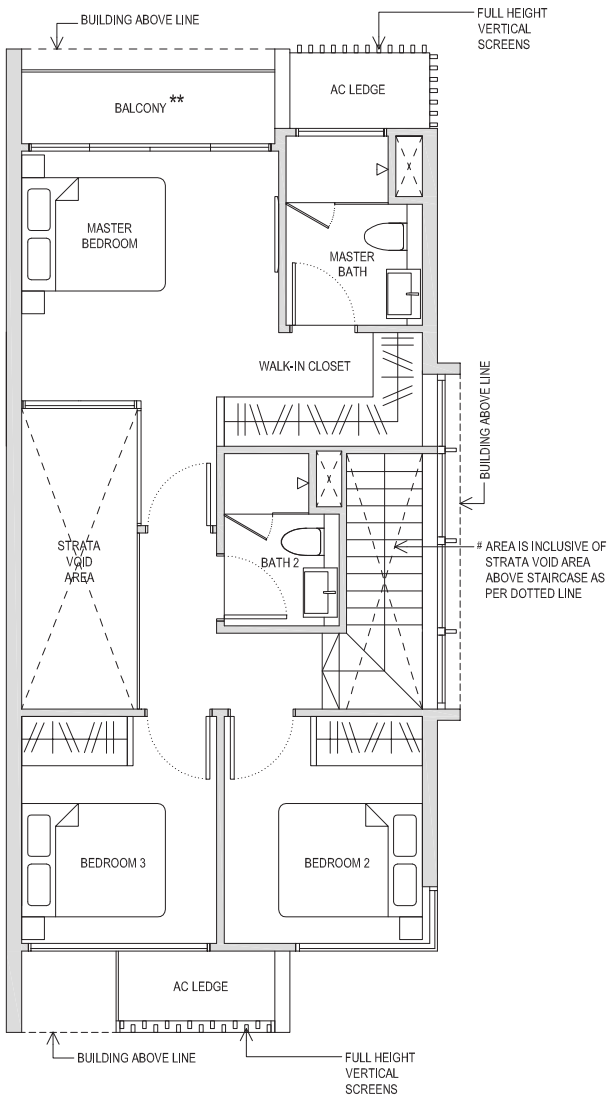
BASEMENT 1



1ST STOREY

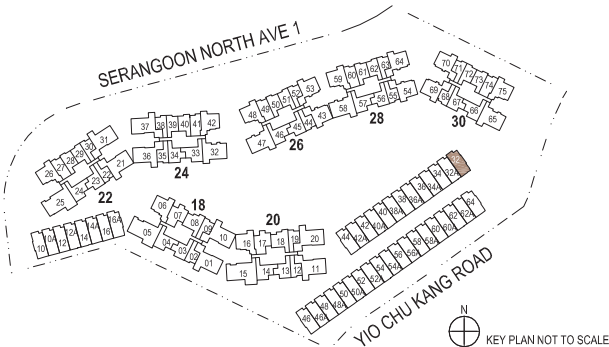


2ND STOREY



★★ The PES / balcony shall not be enclosed. Only URA approved balcony screens are to be used. For an illustration of the approved balcony screen, please refer to the diagram annexed hereto as "Annexure 1".

Areas include AC Ledge, Balcony, PES and Strata Void Area (where applicable). Orientations and Facings will differ depending on the unit you are purchasing, please refer to the key plan. Plans are not drawn to scale and subject to change as may be required or approved by the relevant authorities. All areas are estimates only and are subject to final survey.



Strata Terrace House Four-Bedroom

Type SL1

192sqm / 2067sqft *

- House No 32A

House No 34

House No 34A

House No 36

House No 36A

House No 38
- House No 38A

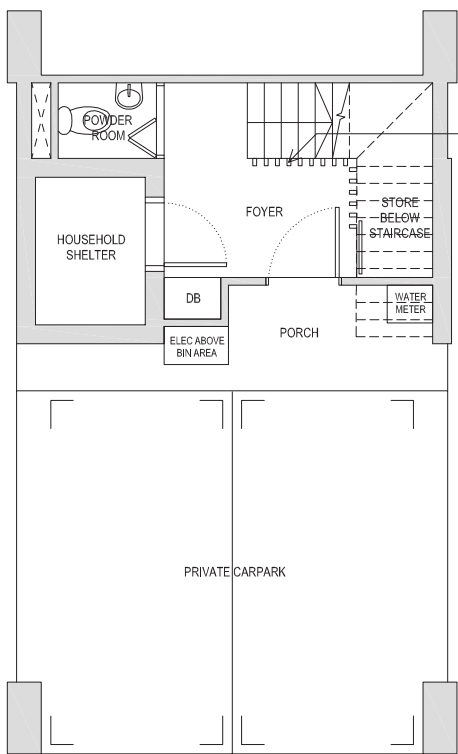
House No 40

House No 40A

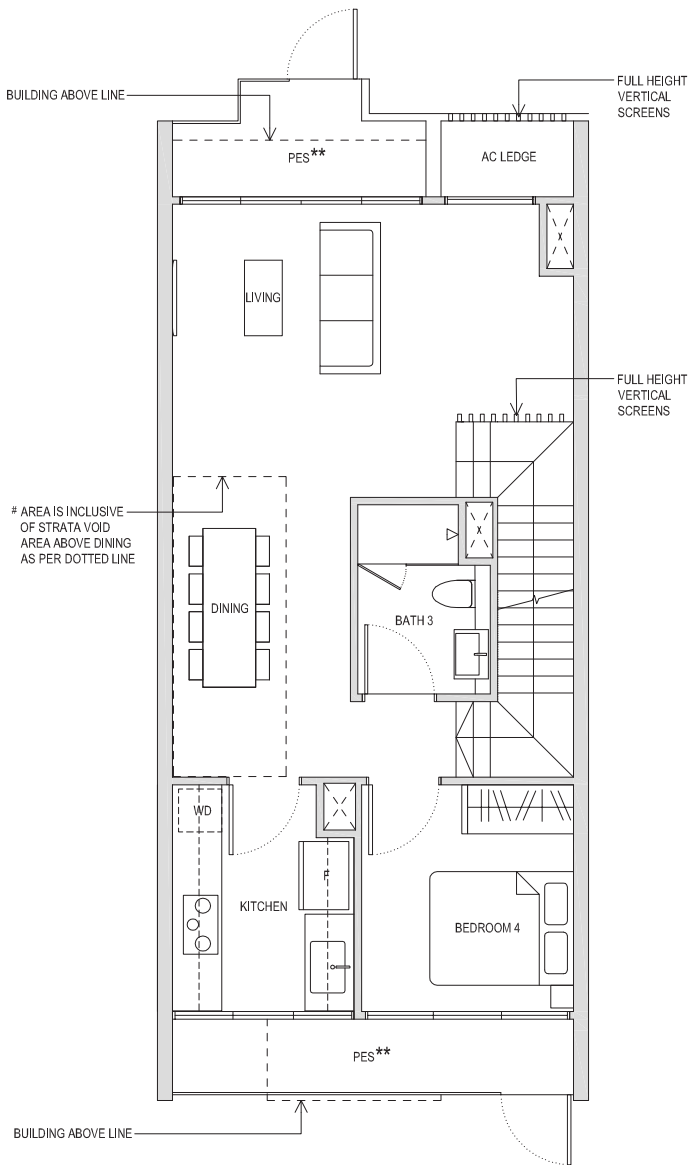
House No 42

House No 42A

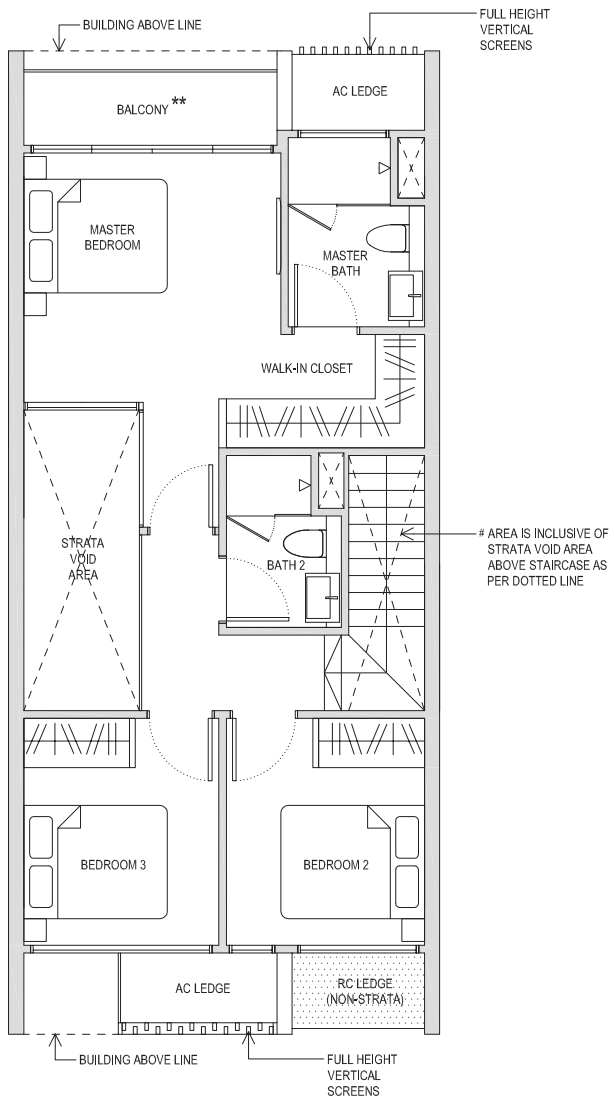
BASEMENT 1



1ST STOREY

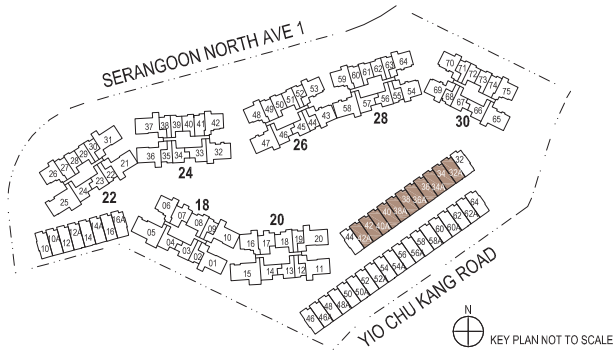


2ND STOREY



★★ The PES / balcony shall not be enclosed. Only URA approved balcony screens are to be used. For an illustration of the approved balcony screen, please refer to the diagram annexed hereto as "Annexure 1".

Areas include AC Ledge, Balcony, PES and Strata Void Area (where applicable). Orientations and Facings will differ depending on the unit you are purchasing, please refer to the key plan. Plans are not drawn to scale and subject to change as may be required or approved by the relevant authorities. All areas are estimates only and are subject to final survey.



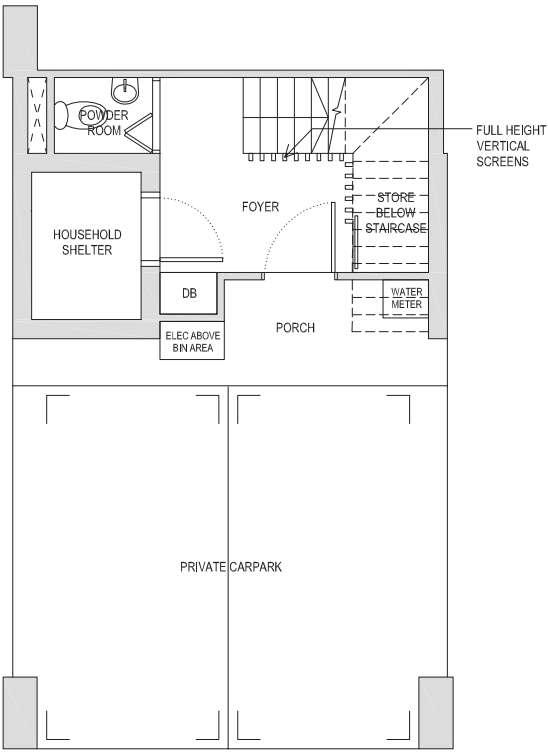
Strata Terrace House Four-Bedroom

Type SL1(a)

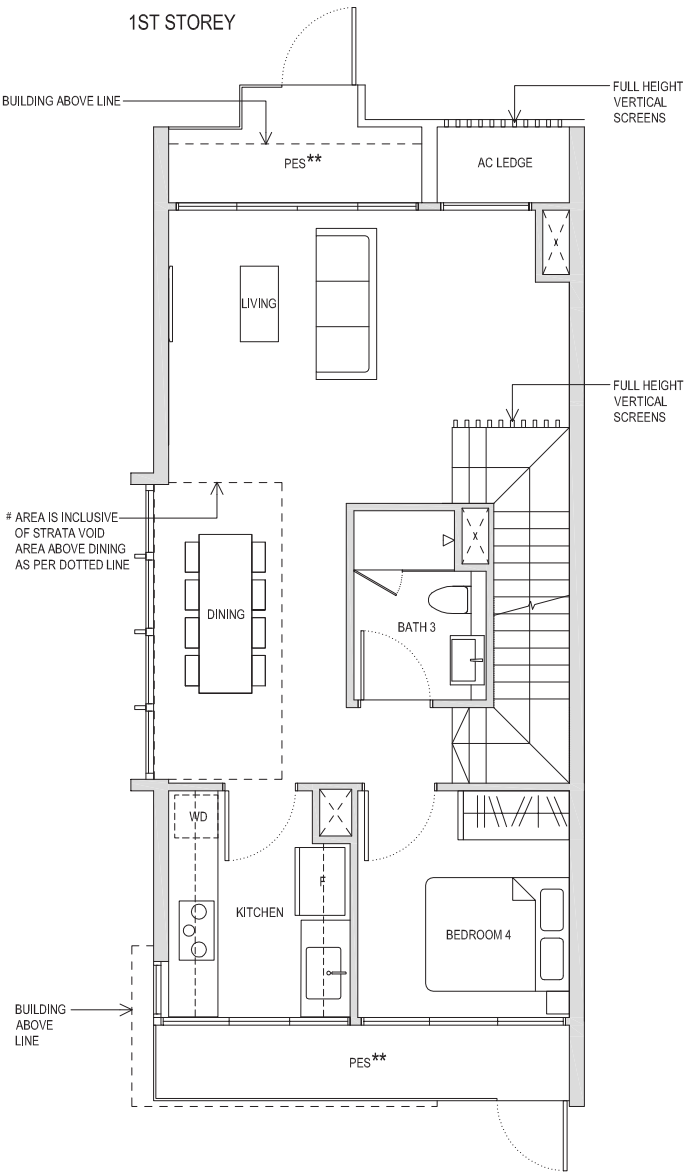
194sqm / 2088sqft *

House No 44

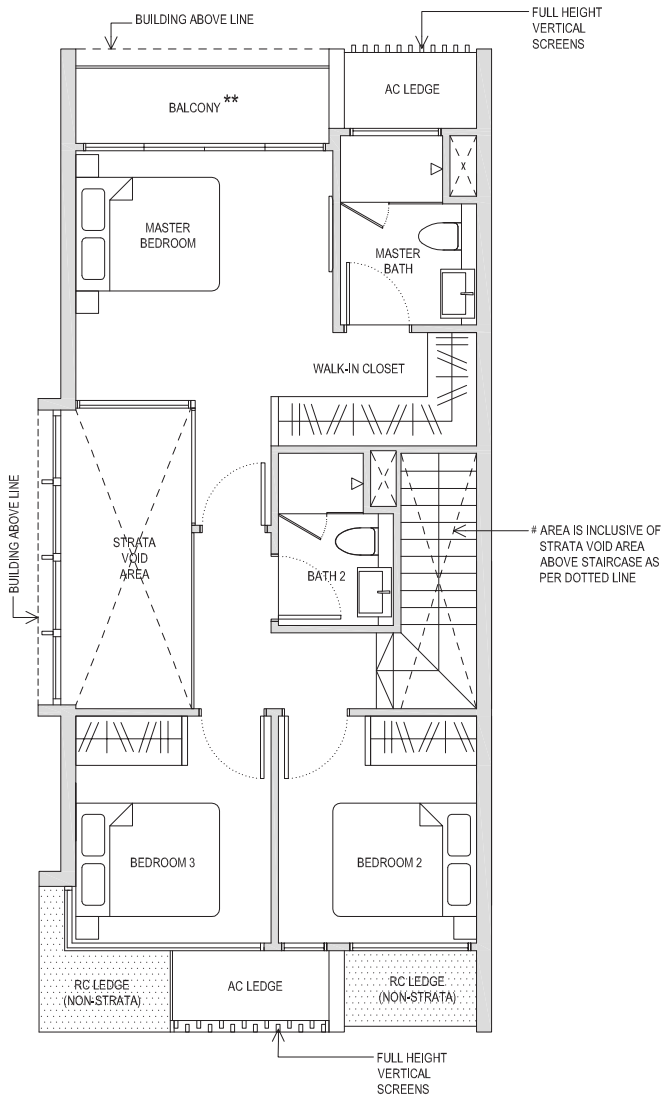
BASEMENT 1



1ST STOREY

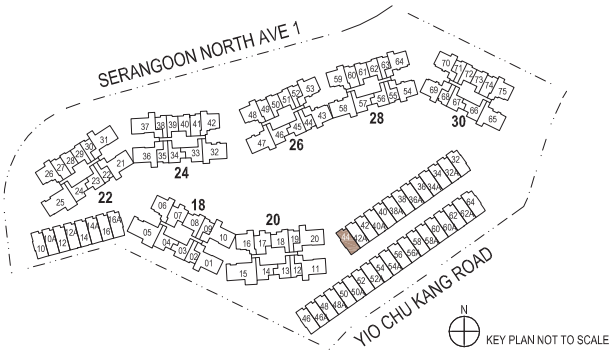


2ND STOREY



★★ The PES / balcony shall not be enclosed. Only URA approved balcony screens are to be used. For an illustration of the approved balcony screen, please refer to the diagram annexed hereto as "Annexure 1".

Areas include AC Ledge, Balcony, PES and Strata Void Area (where applicable). Orientations and Facings will differ depending on the unit you are purchasing, please refer to the key plan. Plans are not drawn to scale and subject to change as may be required or approved by the relevant authorities. All areas are estimates only and are subject to final survey.



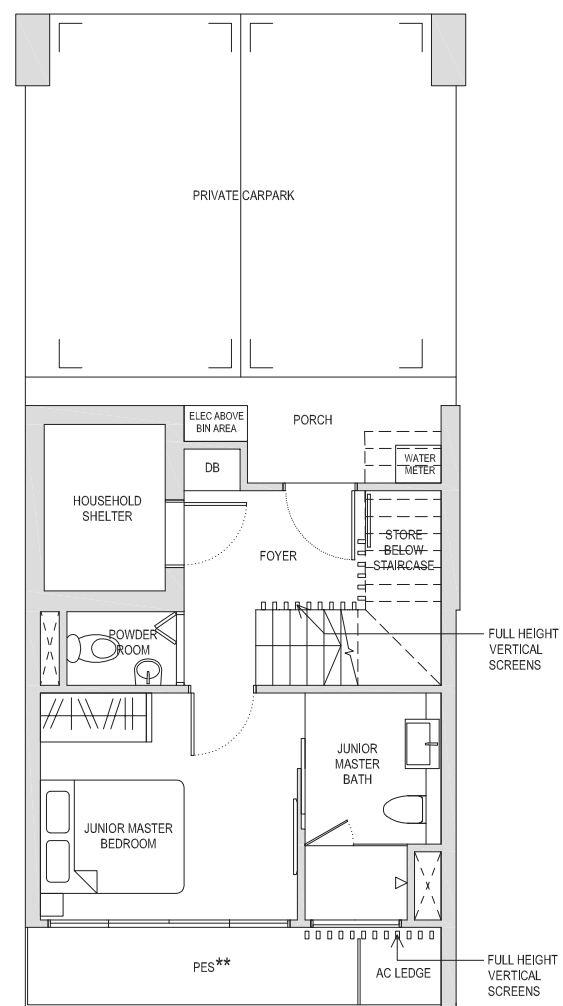
Strata Terrace House Five-Bedroom

Type SL2B(a)

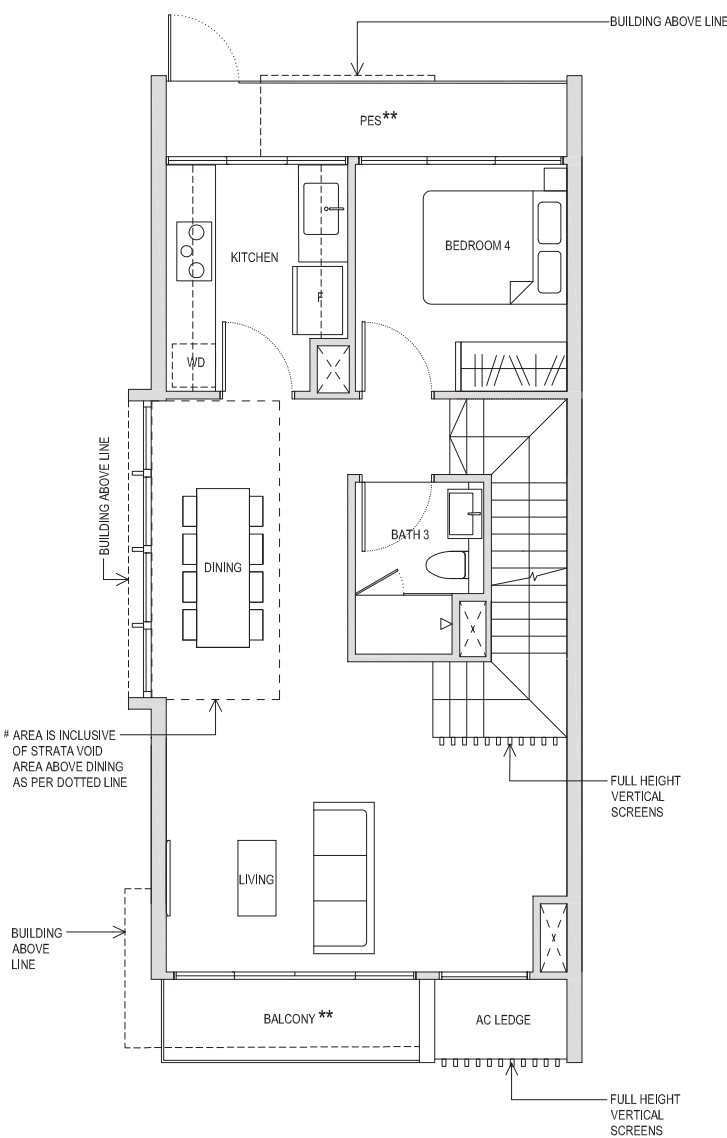
216sqm / 2325sqft*

House No 10

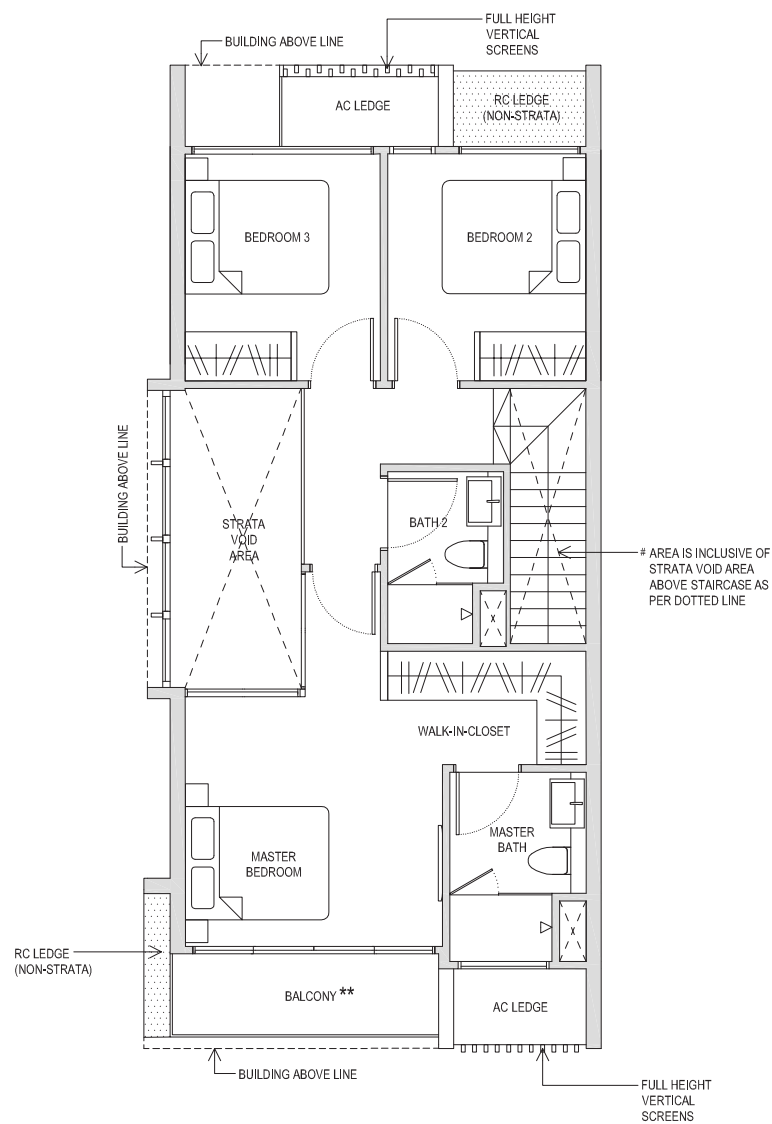
BASEMENT 1



1ST STOREY

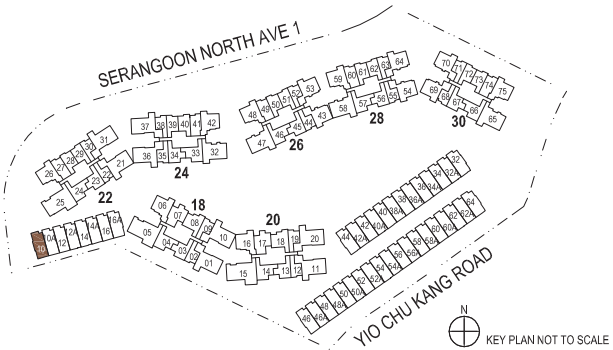


2ND STOREY



★★ The PES / balcony shall not be enclosed. Only URA approved balcony screens are to be used. For an illustration of the approved balcony screen, please refer to the diagram annexed hereto as "Annexure 1".

Areas include AC Ledge, Balcony, PES and Strata Void Area (where applicable). Orientations and Facings will differ depending on the unit you are purchasing, please refer to the key plan. Plans are not drawn to scale and subject to change as may be required or approved by the relevant authorities. All areas are estimates only and are subject to final survey.



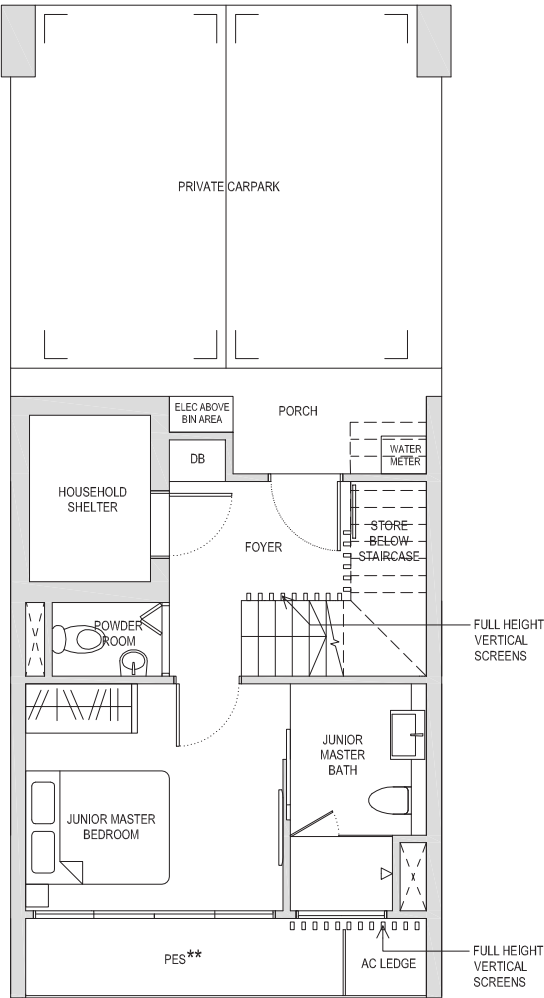
Strata Terrace House Five-Bedroom

Type SL2B

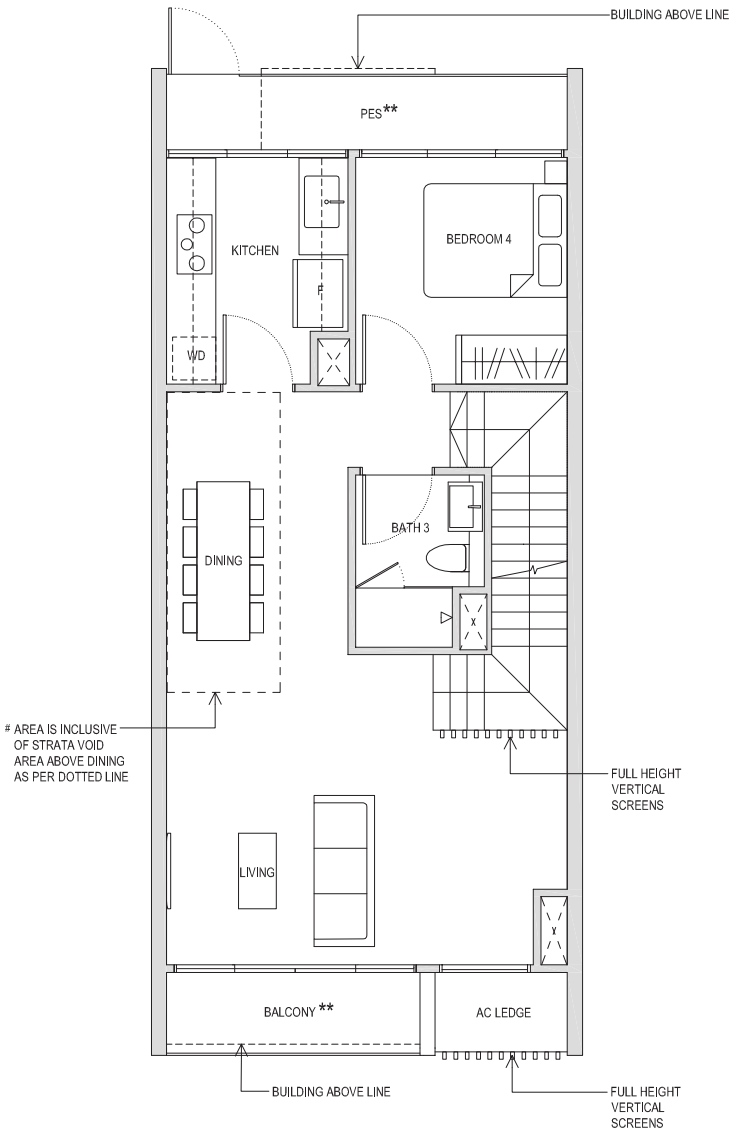
214sqm / 2303sqft #

House No 10A
House No 12
House No 12A
House No 14
House No 14A
House No 16

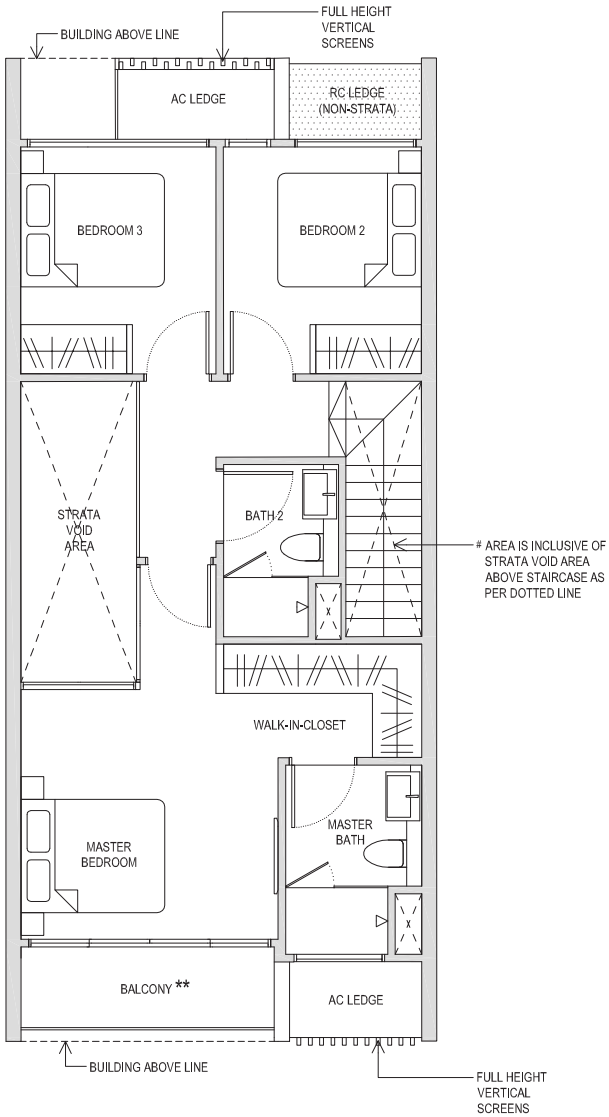
BASEMENT 1



1ST STOREY

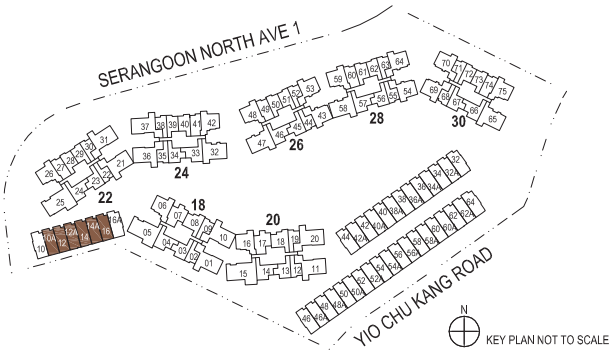


2ND STOREY



** The PES / balcony shall not be enclosed. Only URA approved balcony screens are to be used. For an illustration of the approved balcony screen, please refer to the diagram annexed hereto as "Annexure 1".

Areas include AC Ledge, Balcony, PES and Strata Void Area (where applicable). Orientations and Facings will differ depending on the unit you are purchasing, please refer to the key plan. Plans are not drawn to scale and subject to change as may be required or approved by the relevant authorities. All areas are estimates only and are subject to final survey.



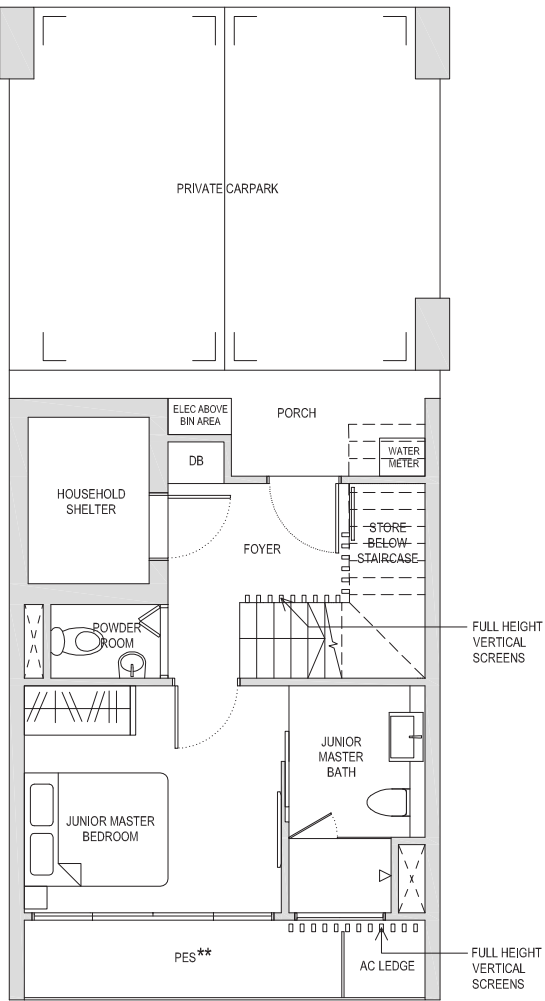
Strata Terrace House Five-Bedroom

Type SL2B(b)

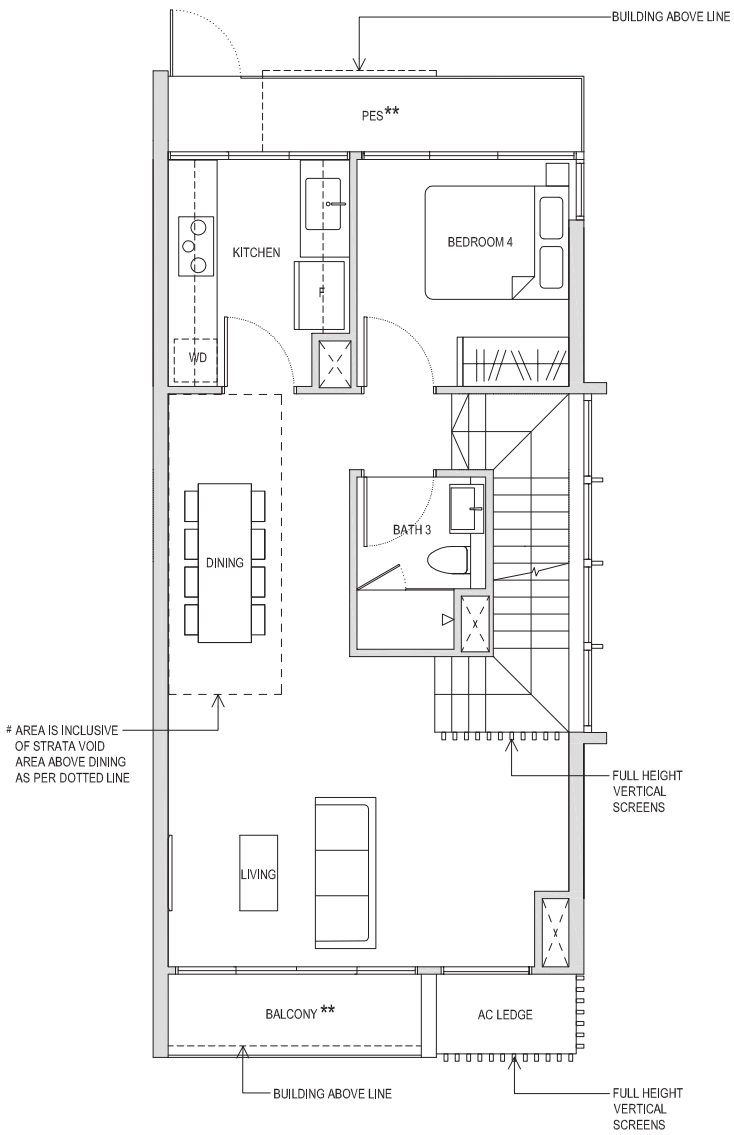
216sqm / 2325sqft*

House No 16A

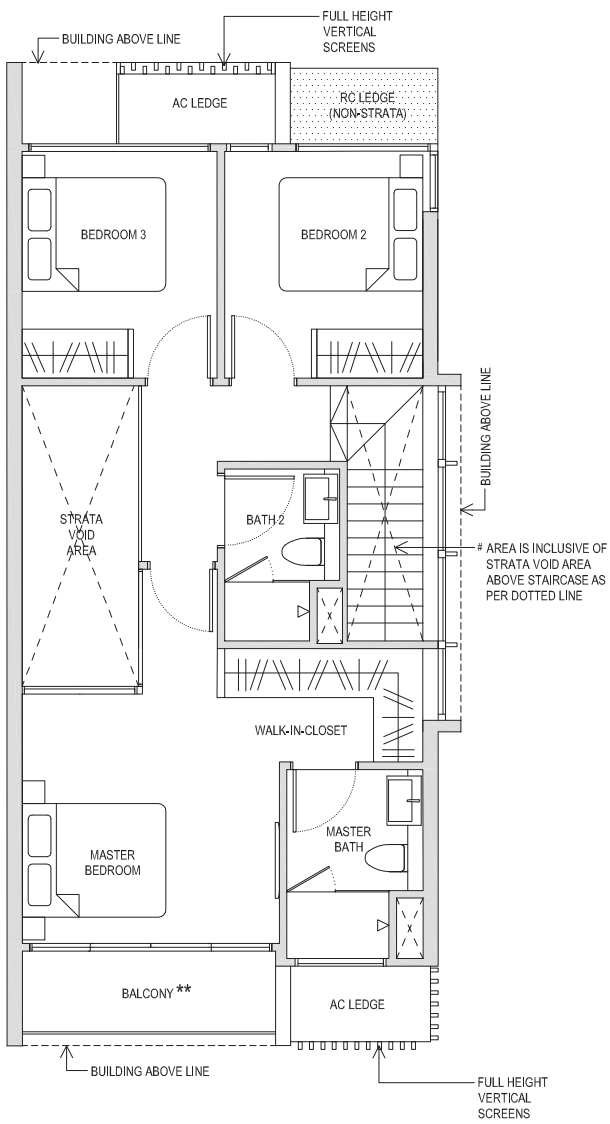
BASEMENT 1



1ST STOREY

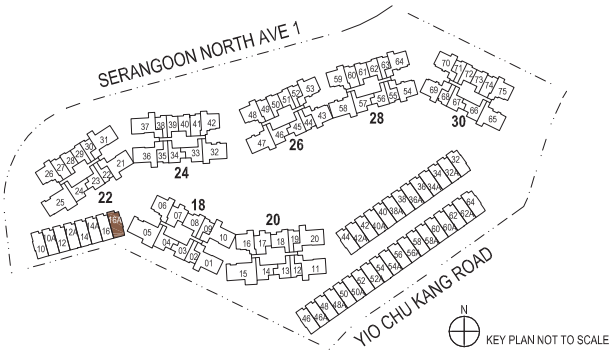


2ND STOREY



** The PES / balcony shall not be enclosed. Only URA approved balcony screens are to be used. For an illustration of the approved balcony screen, please refer to the diagram annexed hereto as "Annexure 1".

Areas include AC Ledge, Balcony, PES and Strata Void Area (where applicable). Orientations and Facings will differ depending on the unit you are purchasing, please refer to the key plan. Plans are not drawn to scale and subject to change as may be required or approved by the relevant authorities. All areas are estimates only and are subject to final survey.



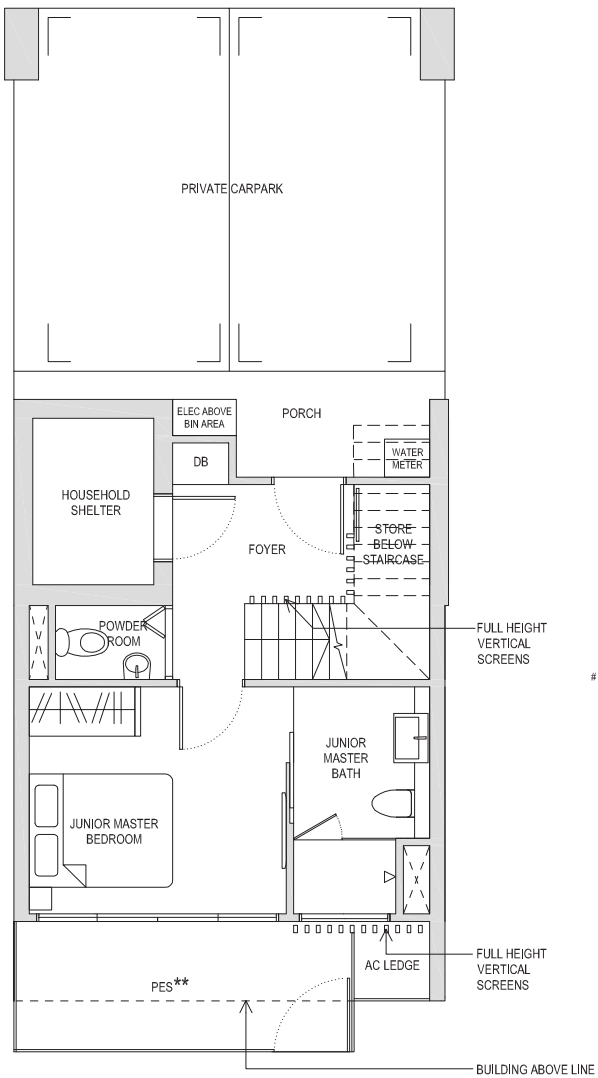
Strata Terrace House Five-Bedroom

Type SL2A(a)

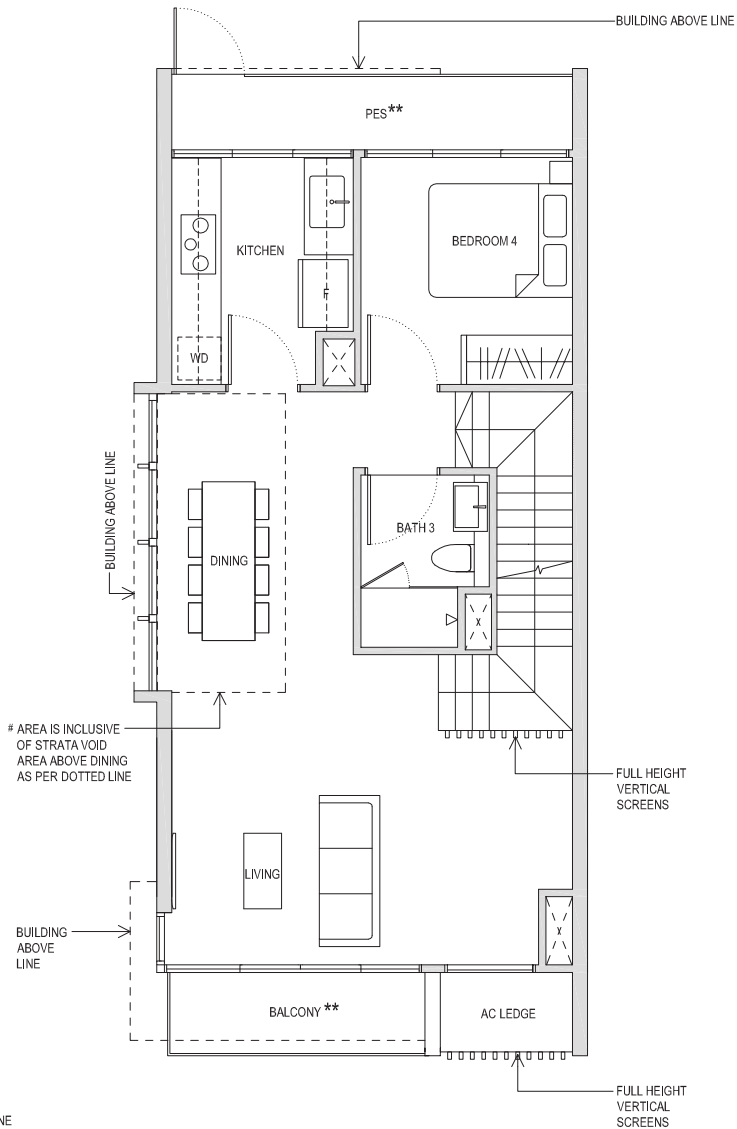
219sqm / 2357sqft *

House No 46

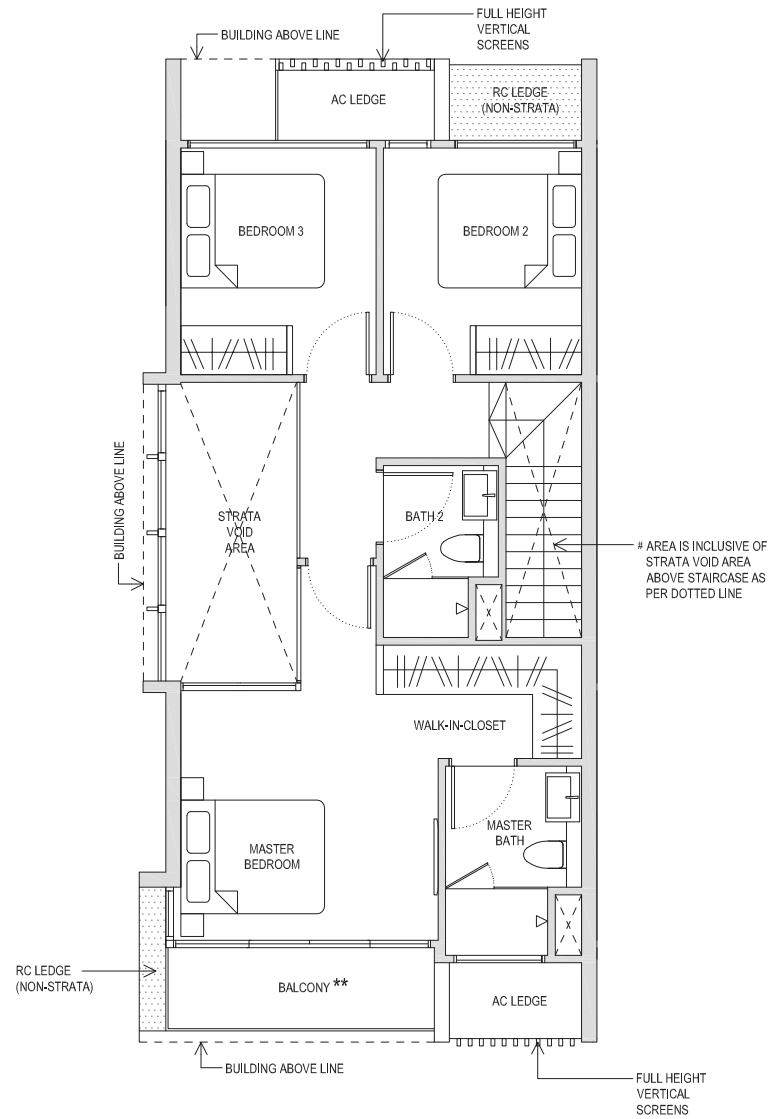
BASEMENT 1



1ST STOREY

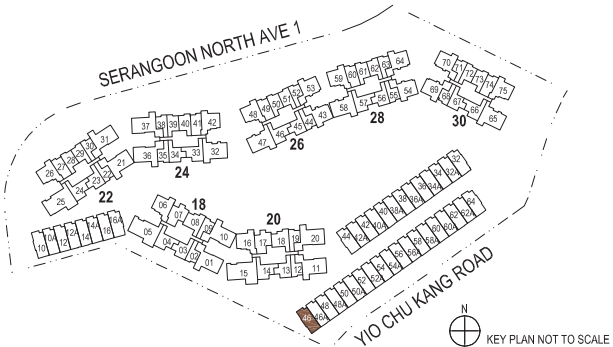


2ND STOREY



** The PES / balcony shall not be enclosed. Only URA approved balcony screens are to be used. For an illustration of the approved balcony screen, please refer to the diagram annexed hereto as "Annexure 1".

Areas include AC Ledge, Balcony, PES and Strata Void Area (where applicable). Orientations and Facings will differ depending on the unit you are purchasing, please refer to the key plan. Plans are not drawn to scale and subject to change as may be required or approved by the relevant authorities. All areas are estimates only and are subject to final survey.



Strata Terrace House Five-Bedroom

Type SL2A

217sqm / 2336sqft *

- House No 46A

House No 48

House No 48A

House No 50

House No 50A

House No 52

House No 52A
- House No 54

House No 54A

House No 56

House No 56A

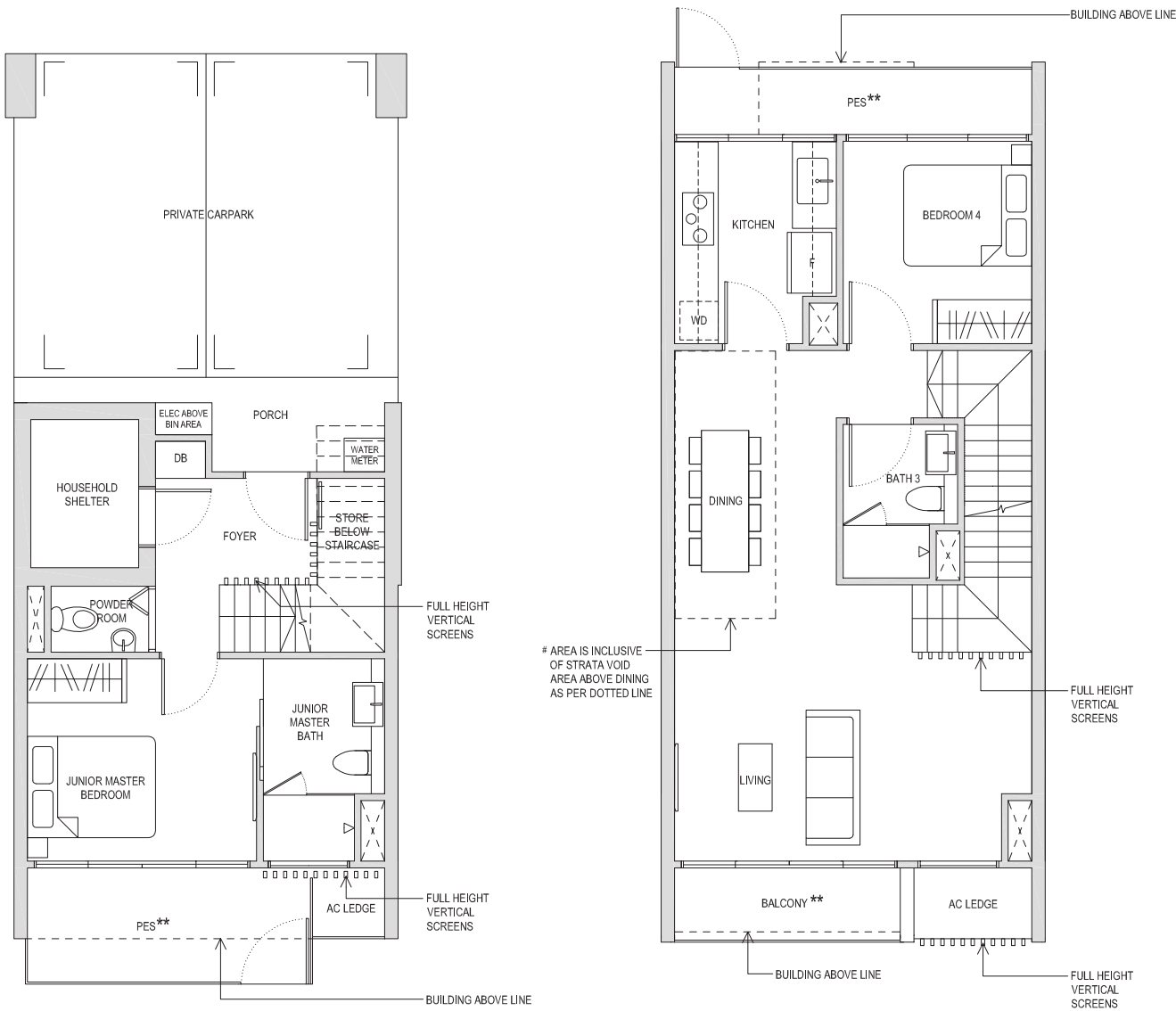
House No 58

House No 58A

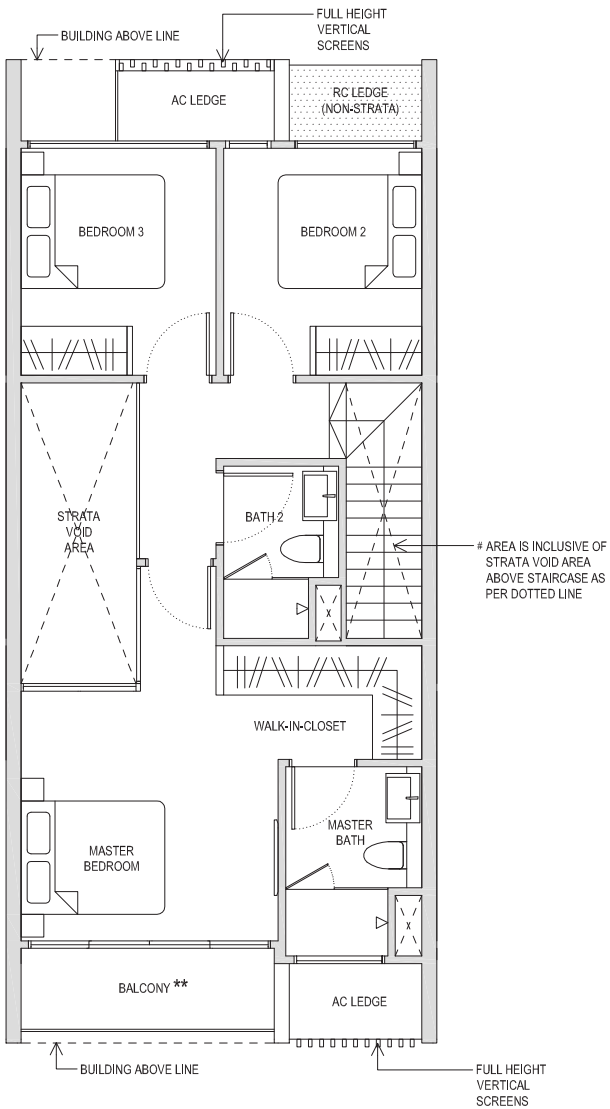
House No 60

BASEMENT 1

1ST STOREY

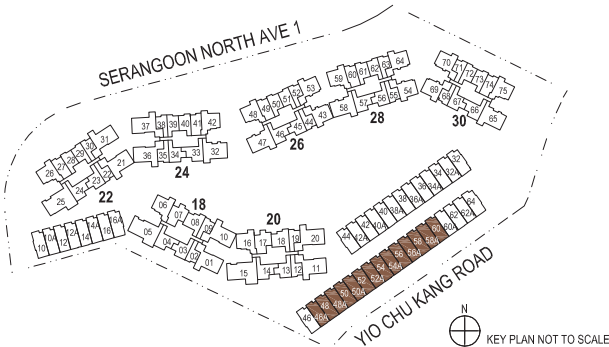


2ND STOREY



★★ The PES / balcony shall not be enclosed. Only URA approved balcony screens are to be used. For an illustration of the approved balcony screen, please refer to the diagram annexed hereto as "Annexure 1".

Areas include AC Ledge, Balcony, PES and Strata Void Area (where applicable). Orientations and Facings will differ depending on the unit you are purchasing, please refer to the key plan. Plans are not drawn to scale and subject to change as may be required or approved by the relevant authorities. All areas are estimates only and are subject to final survey.



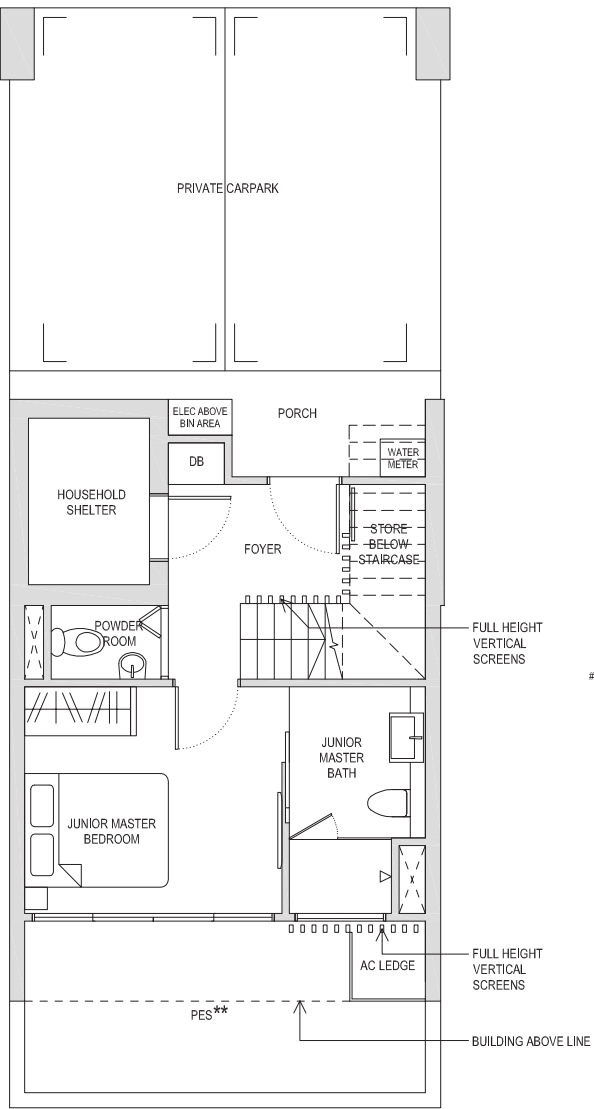
Strata Terrace House Five-Bedroom

Type SL2A(b)

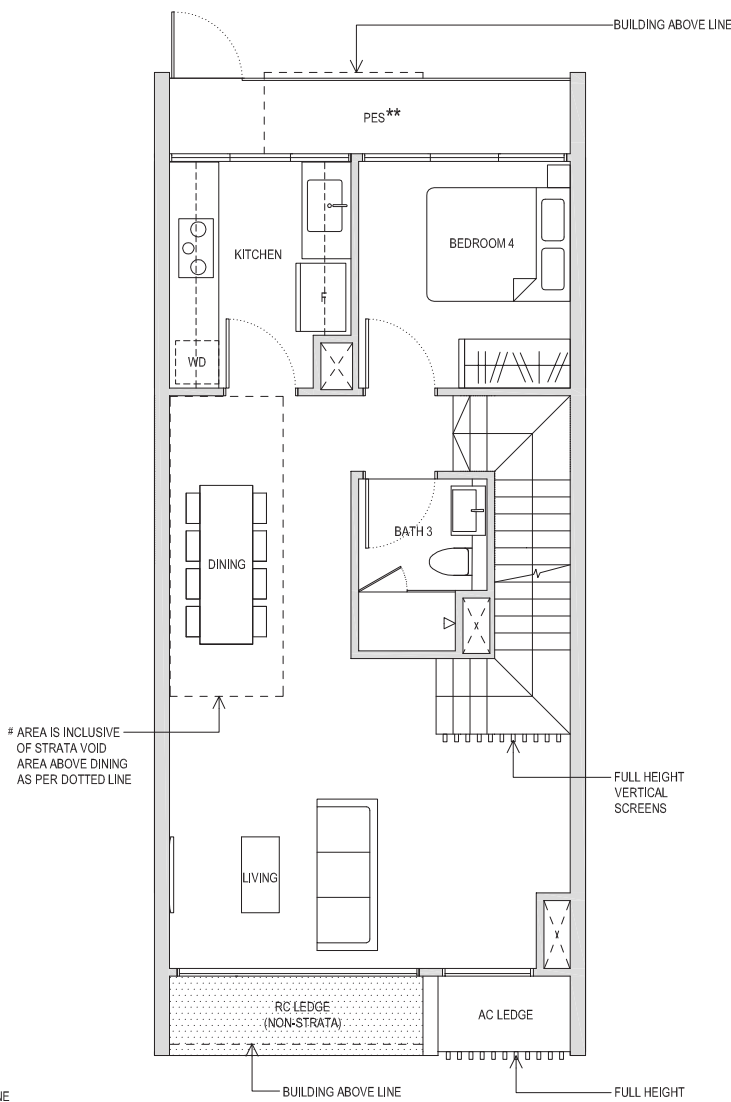
217sqm / 2336sqft *

House No 60A
House No 62
House No 62A

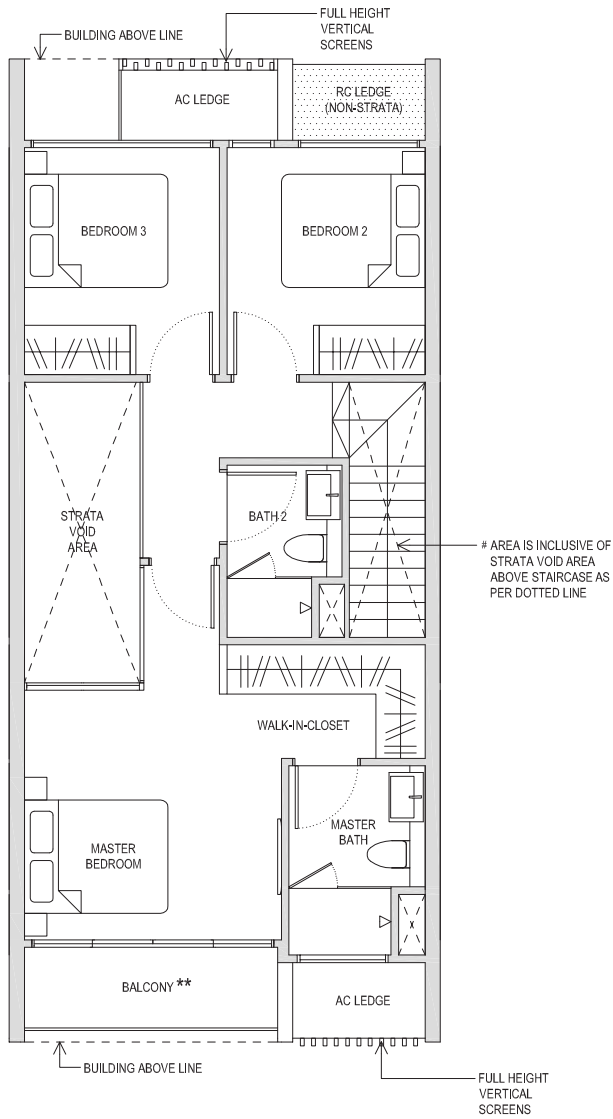
BASEMENT 1



1ST STOREY

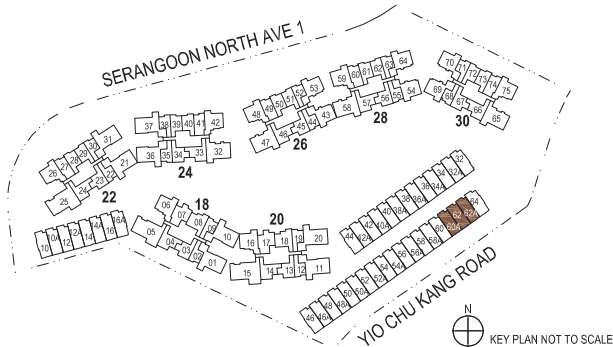


2ND STOREY



** The PES / balcony shall not be enclosed. Only URA approved balcony screens are to be used. For an illustration of the approved balcony screen, please refer to the diagram annexed hereto as "Annexure 1".

Areas include AC Ledge, Balcony, PES and Strata Void Area (where applicable). Orientations and Facings will differ depending on the unit you are purchasing, please refer to the key plan. Plans are not drawn to scale and subject to change as may be required or approved by the relevant authorities. All areas are estimates only and are subject to final survey.



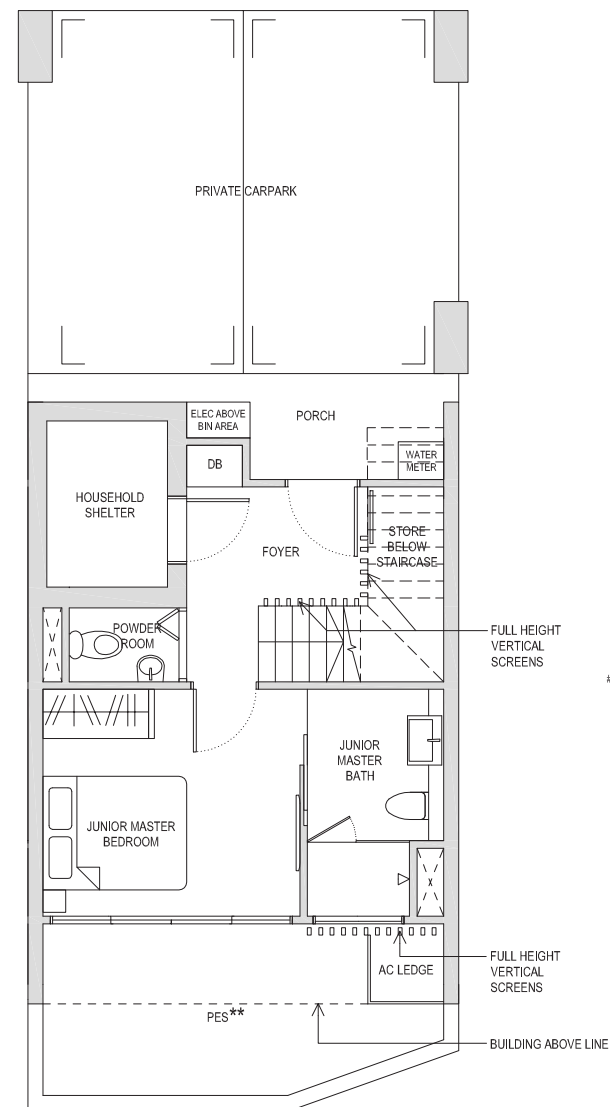
Strata Terrace House Five-Bedroom

Type SL2A(c)

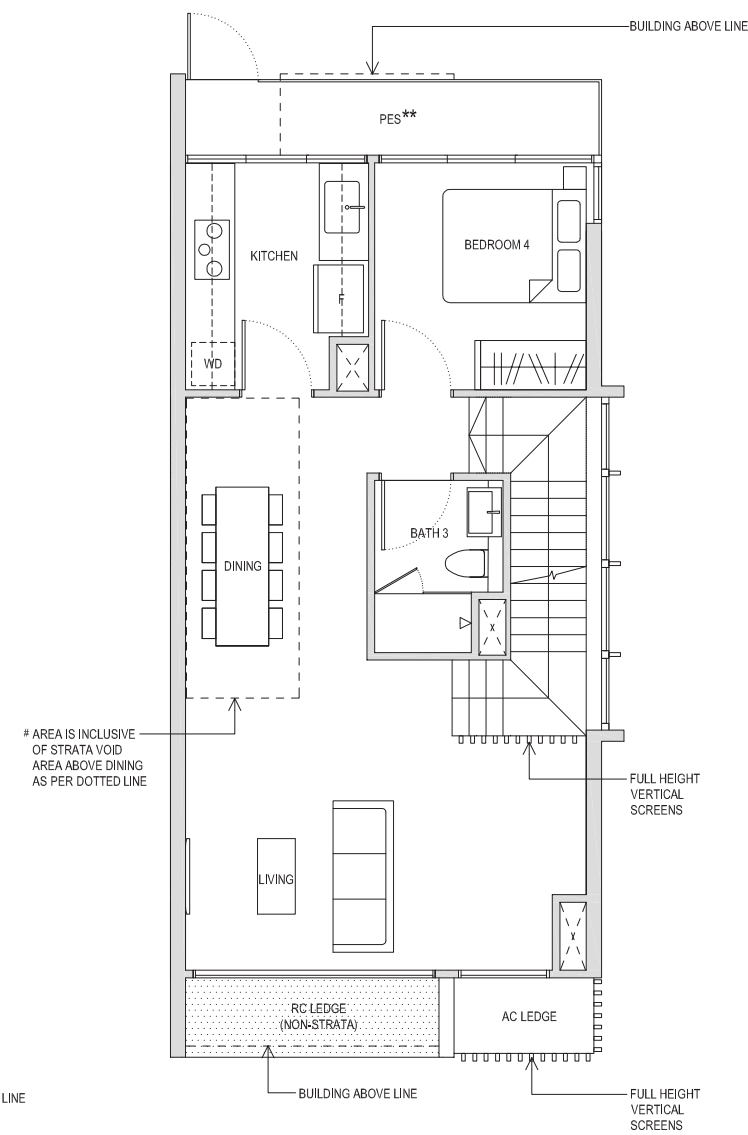
218sqm / 2347sqft #

House No 64

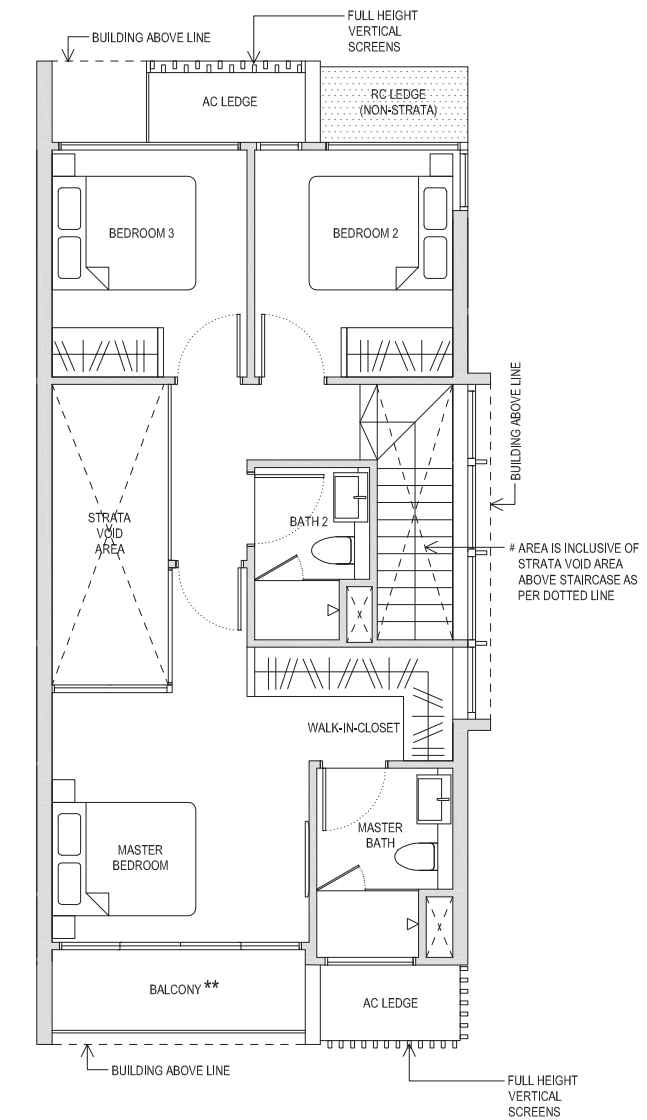
BASEMENT 1



1ST STOREY



2ND STOREY



****** The PES / balcony shall not be enclosed. Only URA approved balcony screens are to be used. For an illustration of the approved balcony screen, please refer to the diagram annexed hereto as "Annexure 1".

Areas include AC Ledge, Balcony, PES and Strata Void Area (where applicable). Orientations and Facings will differ depending on the unit you are purchasing, please refer to the key plan. Plans are not drawn to scale and subject to change as may be required or approved by the relevant authorities. All areas are estimates only and are subject to final survey.

